AIM CAMBRIDGE

# Connectivity and Structured Cabling

Product Catalog

cinch
CONNECTIVITY SOLUTIONS
a bel group

cinch.com

## Table of Contents

RF Connectors & Adapters
75 Ohm BNC Connectors ....5
Crimp-On 75 Ohm 3-Piece BNC Connectors ....5
Crimp-On 75 Ohm 2-Piece BNC Connectors ....6
Twist-On 75 Ohm BNC Connectors ....6
75 Ohm BNC Adapters ....6
True 75 Ohm 3-Piece Crimp-On Coinnectors ....7
Twist-On 50 Ohm BNC Connectors ....8
Chassis Mount 50 Ohm BNC Connectors ....8
BNC Terminators & Attennator Pads ....8
2-Piece Crimp-On 50 Ohm BNC Connectors ....9
3-Piece Crimp-On 50 Ohm BNC Connectors ....9
6-Piece Screw-On 50 Ohm BNC Connectors ....9
50 Ohm BNC Adapters ....10
50 Ohm 'N' Connectors, Adapters & Terminators ....11
Mini-UHF Connectors & Adapters ....12
UHF Connectors & Adapters ....13
Crimp-On 2 & 3 Piece TNC Connectors ....14
Twist-On TNC Connectors ....14
TNC Terminators & Adapters ....14
SMA Connectors & Adapters ....15
Strain Relief Boots & Hoods for Coaxial Connectors ....15
Stainless Steel Wallplates ....15

'F' Connectors & Adapters
Weatherproof 'F' Connectors ....16
'F' 56 Series Connectors for RG-6 ....16
'F' 59 Series Connectors for RG-59 ....17
'F' Connectors for RG-11 ....17
'F' Series Splice Adapters ....18
'F' Connector - Chassis & PCB Mount ....18
'F' Series Adapters ....19
'F' Voltage Blocks & Attenuator Pads ....19

Quick Selector–Connector to EMERSON Tool Guide ....20, 21

Audio/Video Connectors & Adapters
RCA Connectors ....22
RCA Gold Series Adapters ....22
Weatherproof 'F' Compression Connectors ....16, 23
RCA Standard Series Adapters ....24
3.5 mm Connectors ....24
Microphone Connectors ....24
Audio Adapters ....24
1/4" Mono & Stereo Connectors ....25
Banana Plugs & Jacks ....25

D-Subminiature Connectors & Modular Adapters
D-Sub Crimp Kits ....26
D-Sub Hoods with Grommets ....26
98 & 99 Series Crimp Style D-Sub Connectors ....26
94 Series Crimp Style High Density D-Sub Connectors ....26
D-Sub Pins & Sockets ....27
D-Sub Termination Tools ....27
D-Sub Hardware ....27
D-Sub Stainless Steel Wallplates ....27
97 & 95 Series Solder Style D-Sub Connectors ....28
95 Series Solder Style High Density D-Sub Connectors ....28
IDC Headers & D-Sub Connectors ....28
D-Sub Hoods ....29
D-Sub Modular Adapter Kits (1- & 2-Piece Hood) ....29
Centronics Connectors ....29

Computer & LAN Cables
Premium Multi-Coax Monitor Cables ....30
VGA/SVGA Monitor Cables ....30
Universal Series Bus Cables (USB Ver. 2.0) ....30
IEEE 1284 Parallel Printer Cables ....31
Bi-Directional Parallel Printer Cables ....31
Serial DB9 Extension Cables ....31
D-Sub Switch Boxes & Cables ....31
Serial Modem Cables ....32
AC Power Cables ....32
D-Sub Gender Changers & Adapters ....32

Coaxial Cables
Deluxe RCA Audio Cables with Gold Connectors ....33
RCA Audio/Video/Speaker Cables ....33
Wallplate with Gold RCA Jacks ....33
Audio Cables & Adapters ....34
Super VHS Video Cables ....34
HDMI & DVI Cables ....34
75 Ohm 'F' to 'F' Hook-Up Cables ....35
Silver Satin Flat Cables ....35
Coaxial LAN & Video Cables ....35
Custom Made Coaxial Cables ....36, 37

Fiber Optic Cables
Single & Multi-Mode Fiber Optic Patch Cables ....38

Network Cable Assemblies
Category 5E & 6 Patch Cables ....39

Bulk Cable
Silver Satin Cable ....40
Cat5E & Cat6 Stranded Patch Cable Wire ....40

# Table of Contents


Modular Plugs & Adapters
Modular Plugs. . . . . 40
RJ45 Snagless Boots. . . . . 40
Telephone Butt Splices. . . . . 41
Modular Couplers & Adapters. . . . . 41
Modular Termination Tools . . . . . 41

Voice & Data Structured Cabling
Category 5E & 3 Keystone Jacks. . . . . 42
Keystone Inserts. . . . . 42
Keystone Wallplates. . . . . 42
Category 5E Patch Panels . . . . . 43
110 Blocks & Connectors. . . . . 43
66 Block & Bracket . . . . . 43
Wire Management Systems. . . . . 43
Hinged Patch Panel Brackets. . . . . 43
Modular Surface Mount Boxes. . . . . 44
Modular Telephone Wallpates. . . . . 44

TV/CATV Devices
CATV Splitters - 5 MHz to 900 MHz. . . . . 45

CATV Power Passing Splitters - 5 MHz to 900Mhz . . . . . 45
CATV Drop Taps - 5 MHz to 1000 MHz. . . . . 45
Power Passing Drop Taps - 5 MHz to 900 MHz . . . . . 46
Blocking Coupler. . . . . 46
Digital Couplers/Drop Taps by Viewsonics® . . . . . 46
CATV 12 & 16-Way Splitters - 5 MHz to 1 GHz by Viewsonics® . . . . 47
CATV Digital Splitters - 5 MHz to 1 GHz by Viewsonics® . . . . . 47
CATV Digital Amplifiers - 54 MHz to 1 GHz by Viewsonics® . . . . . 47
CATV Coaxial Amplifiers - 54 MHz to 900 MHz, 5 MHz to 500 MHz48
'F' Attenuator Pads. . . . . 48
CATV Modulator & Combiner . . . . . 48
TV/CATV/Satellite - F-81 Wallplates . . . . . 49
TV/CATV/VCR - Matching Transformers. . . . . 49
CATV/SATV Accessories. . . . . 49

Tools & Test Equipment
Network Installer Kit. . . . . 50
Cable & Network Test Equipment. . . . . 50
Cable Tester Kits. . . . . 50
Pro-Series 110 & 66 Impact Punch Down Tools . . . . . 51
Impact & Non-Impact Punch Down Tools . . . . . 51
Modular Plug Crimping Tools . . . . . 52
Wire Stripping Tools & Cutters . . . . . 52
D-Sub Crimping & Termination Tools . . . . . 53
D-Sub Insertion Tools . . . . . 53
'F' Coaxial Crimping Tools . . . . . 54
Economy 'F' Series Crimping Tools . . . . . 54
Heavy Duty 'F' Hex Crimping Tools . . . . . 54
Universal Coaxial Crimping Tools . . . . . 54
Standard Series Ratchet Crimping Tools. . . . . 55
Offset Ratchet Crimping Tools . . . . . 55
Self-Adjusting Coax Strippers . . . . . 56
3-Step & 2-Step Coax Strippers . . . . . 56
Nylon Cable Ties . . . . . 57
Tool & Work Bench Accessories. . . . . 57

Power Supplies & Adapters
AC Surge Protectors. . . . . 58
AC/DC Power Supplies. . . . . 58
AC Power Converters for Foreign Travel . . . . . 58
AC/DC Power Adapters . . . . . 58

Index . . . . . .59-64

Aim & Cambridge Cross-Reference . . . . . .64, 65

Coaxial Connector Termination Instructions. . . . . 66

We have been offering a complete line of quality RF connectors for over 25 years. Available in 50 and 75 ohm versions, these connectors are designed to offer the highest quality data transmission for audio, video and data applications, and are available in BNC, 'N' UHF, Mini-UHF, TNC, SMA and 'F' versions. If you are
looking for preassembled RF cables, our custom cable department offers the capability to build any assembled or molded cable to your custom length or configuration using any of these connectors and more.

## 75 Ohm BNC Connectors

### Electrical Characteristics

| | |
|---|---|
| Impedance | 75 Ohm |
| Working voltage | 500 volts, RMS at sea level |
| Frequency range | 0-2 GHz with low reflection |
| Contact resistance (.000050 gold) | Outer-0.2 milliohms<br>Center-2.1 milliohms |
| Insulation resistance | 5,000 megohms minimum |
| Dielectric withstanding voltage | 1,500 volts, RMS at sea level |
| Corona Level | 375 volts minimum at 70,000 ft. |

### Environmental Characteristics

| | |
|---|---|
| Recommended temperature range | -55 C to +85 C |
| Vibration | MIL-Std. 202 |
| Shock | MIL-Std. 202, 100Gs |
| Moisture resistance | MIL-Std. 202 |

### Mechanical Characteristics

| | |
|---|---|
| Durability | 500 Cycles (.000050 gold) |
| Force to engage/disengag | 3 lbs. maximum |
| Coupling nut retention | 60 lbs. maximum |
| Cable retention | 60 lbs. with 95% braid coverage - RG58c/u cable |

### Materials

| | |
|---|---|
| Body | Zinc |
| Contact | Brass |
| Spring washer | Berilium copper |
| Insulator | Teflon |
| Plating | Body - Nickel<br>Contact - Gold |

(M) = Male Plug (F) = Female Socket

## Crimp-On 75 Ohm 3-Piece BNC Connectors

Crimp BNC (M)
3 Piece

| Part No. | Compatible Cable | Crimper | Stripper |
|---|---|---|---|
| 28-91007 (CPMC782) | Belden 1505A, RG-59, RG-62 | 24-9959P | 24-7732P |
| 28-91027 (CPMC785) | Belden RG-6 | 24-8856P | 24-7733P |
| 28-91037 (CPMC7810) | Belden 1506A, RG-59TFE & RG-62TFE | 24-9958P | 24-7733P |
| 28-91047 (CPMC783) | Belden 8281, 9141, 9231 | 24-8859P | 24-7733P |
| 28-91057 (CPMC7818) | Belden 8218, 1855A, 735A | 24-9912P | 24-7734P |
| 28-91457 | Belden 9248, 1694A | 24-8856P | 24-7733P |
| 28-91477 | Belden 8221, 8241, 8263, 8279, 9244 | 24-8789P | 24-7736P |
| 28-91507 | Belden 82259, 89259 | 24-8789P | 24-7736P |
| CPMC7820 | RG-179, RG-187 | 24-9912P | 24-7733P |



Solder or Crimp BNC (M)
3 Piece

| Part No. | Cable Type | Tool No. |
|---|---|---|
| 28-90237 | RG-59 & 62 | 24-8789P |
| 28-90257 | RG-59 & 62TFE | 24-9958P |

## Crimp-On 75 Ohm 2-Piece BNC

Crimp BNC (M)
2 Piece, Solderless

| Part No. | Cable Type | Tool No. |
|---|---|---|
| 28-90007 (CP782) | RG-59 & 62 | 24-9859P |
| 28-90027 (CP785) | RG-6 | 24-321P |
| 28-90097 (CP7810) | RG-59 & 62TFE | 24-9858P |

Crimp BNC (F)
2 Piece, Solderless

| Part No. | Cable Type | Tool No. |
|---|---|---|
| 28-90137 | RG-59 & 62 | 24-9859P |
| 28-90157 | RG-59 & 62TFE | 24-9858P |

Right Angle, Crimp BNC (M)
2 Piece, Solderless

| Part No. | Cable Type |
|---|---|
| 28-90047 | RG-59 & 62 |

## Twist-On 75 Ohm BNC Connectors

Twist-On BNC (M)
1 Piece

| Part No. | Cable Type |
|---|---|
| 28-90507 (CPFIUG782) | RG-59 & 62 |
| 28-90527 (CPFIUG785) | RG-6 |
| 28-90547 | RG-59 & 62TFE |

Twist-On BNC Jack (F)
1 Piece, Field Installable

| Part No. | Cable Type |
|---|---|
| 28-90537 (CPFIUG792) | RG-59 & 62 |
| 28-90337 | RG-59 & 62TFE |

Right Angle, Twist-On BNC (M)
1 Piece, Solderless

| Part No. | Cable Type |
|---|---|
| 28-90567 | RG-59 & 62 |
| 28-90577 | RG-59 & 62TFE |

## 75 Ohm BNC Adapters

In-Line Splice
BNC (F) to BNC (F)

Part No. 28-74307

Right Angle
BNC (M) to BNC (F)

Part No. 28-81507

1/2" Chassis Mount
BNC (F) to BNC (F)

Part No. 28-84707
(CPAD557)

'T' Adapter
3 Female (F-F-F)

Part No. 28-81417

BNC (M) to 'F' (F)

Part No. 28-75007

BNC (F) to 'F' (M)

Part No. 28-81007

(M) = Male Plug (F) = Female Socket

## True 75 Ohm BNC Connectors

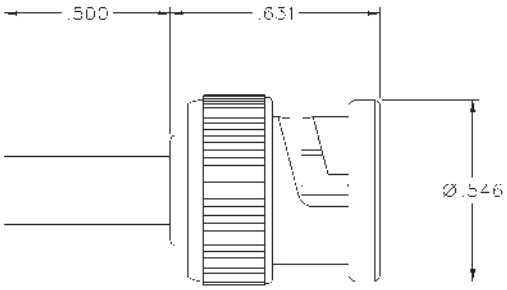


Crimp BNC (M)
3 Piece, solder or crimp
captivated contact

| | |
|---|---|
| **Electrical Characteristics** | |
| Impedance | 75 Ohm |
| Frequency range | 0-3 GHz |
| VSWR: | 1.10 + .03 F (F in GHz) BNC Cabled |
| Plugs | |
| | 1.03 + .02 F (F in GHz) BNC Adapters |
| Working voltage | 500 VRMS at sea level |
| Dielectric | |
| withstanding voltage: | 1500 VRMS at sea level |
| Insulation resistance | 5000 megohms minimum |
| Contact resistance: | Outer - Initial 2.5 milliohm |
| max (nickel | plated), after environ- |
| mental 3.5 milliohm | max |
| | Center - Initial 3 milliohm max, after |
| | environmental 4 milliohm max |
| | Braid to Body - 2.5 milliohm max |
| (nickel | plated), after environ- |
| mental not | |
| | applicable |
| Corona level | 75 volts minimum at 70,000 feet |
| RF High Potential | |
| Withstanding Voltage | 700 VRMS at 4 and 7 MHz |
| **Environmental Characteristics** | |
| (Meets or exceeds the appl | :able paragraph of MIL-C-39012) |
| Thermal shock: | MIL-STD-202, Method 107 |
| Operating temperature | -65O C to +165O C |
| Corrosion | MIL-STD-202, Method 101, Condition |
| B | |
| Shock | MIL-STD-202, Method 213, Condition |
| **Mechanical Characteristics** | |
| Durability | 500 cycles min |
| Force to engage/disengage | 5 lbs. max, after durability 5 lbs max; |
| | 1 lb. min. |
| Coupling nut retention | 100 lbs. min |
| Contact retention | 6 lbs. min axial force |

| | |
|---|---|
| **Material Specifications** | |
| Body | Brass, nickel plated .0001 min over |
| | copper plated .00005 min |
| Contact | Brass, gold plated .00005 min over |
| | nickel plated .00005 min over copper |
| | plated .00005 min |
| Crimp Sleeve | Copper, nickel plate .0001 min over |
| | copper plated .00005 min |
| Nut | Zinc, nickel plated over copper plated |
| Insulator | Teflon |
| Spring Washer | Beryllium Copper (unplated) |
| Flat Washer | Steel, nickel plated |
| Gasket: | Silicone rubber |

| Part No. | Cable Type | Contact I.D. | Body I.D. | Sleeve I.D. |
|---|---|---|---|---|
| CPMC682 | RG-59, 140, 302, Belden 9209A, 8279, 8241, 8263, Commscope 5563, Gepco VJ59U | .028 (0.71) | .152 (3.86) | .252 (6.40) |
| CPMC683 | Belden 8281, 9231, 9141, 728A, Commscope 7501, VP618VC | .036 (0.91) | .203 (5.16) | .330 (8.38) |
| CPMC685 | RG-6, Belden 8215 | .033 (0.84) | .191 (4.85) | .355 (9.01) |
| CPMC6810 | Belden 82108, 89108, Coleman 99969 | .036 (0.91) | .149 (3.78) | .234 (5.94) |
| CPMC6818 | Belden 8218 | .021 (0.53) | .105 (3.81) | .180 (4.57) |
| CPMC6820 | RG-179, 187, Belden 1520A | .016 (0.53) | .067 (1.70) | .128 (3.25) |
| CPMC6833 | Belden 735A, Commscope 735, Helex/Hitemp 735, BT3002, TZC75024 | .021 (0.53) | .082 (2.08) | .160 (4.06) |
| CPMC6834 | Belden 1855A, 720A, Commscope 7538, Gepco VDM 230, VDM 250, Mini-75 | .028 (0.71) | .105 (3.81) | .180 (4.57) |
| CPMC6835 | Belden 1505A, 734A, Commscope 5565, Gepco VPM2000 | .036 (0.91) | .152 (3.86) | .252 (6.40) |
| CPMC6836 | Belden 1695A, 633938, Gepco VSD 2001TS, Commscope 2277V | .044 (1.12) | .176 (4.47) | .265 (6.73) |
| CPMC6845 | Belden 1694A, 9248, 1152, Commscope 5765, 2227K, Gepco VSD 2001, RG-6 Quad .275 (6.98) Max O.D. | .044 (1.12) | .187 (4.75) | .290 (7.37) |
| CPMC6850 | Belden 1506A, 82259, 89259, Gepco VPM2000TK, VPM2000TS | .036 (0.91) | .138 (3.51) | .234 |

(5.94)

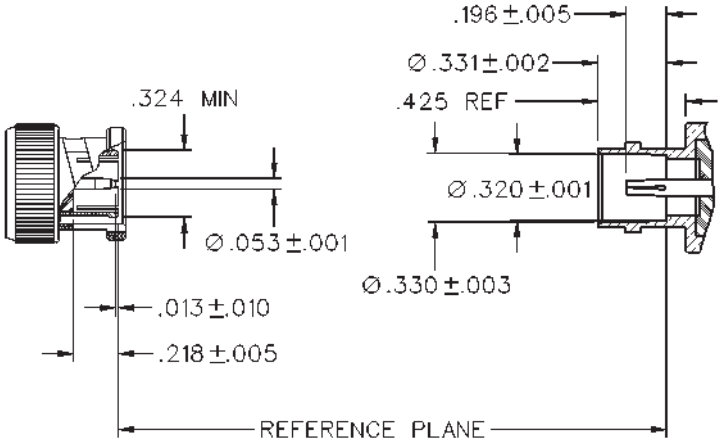


(M) = Male Plug (F) = Female Socket

## Twist-On 50 Ohm BNC Connectors

Twist-On BNC (M)
Piece, Crimpless & Solderless

| Part No. | Cable Type |
|---|---|
| 27-9050 (CPFIUG882) | RG-59 & 62 |
| 27-9051 (CPFIUG881) | RG-58 |
| 27-9052 (CPFIUG885) | RG-6 |
| 27-9054 (CPFIUG8810) | RG-59 & 62TFE |
| 27-9058 | Belden 8281 |
| 27-9059 | RG-58TFE |
| CPFIUG884 | RG-MATV-59 |

Right Angle, Twist-On BNC (M)
1 Piece, Crimpless & Solderless

| Part No. | Cable Type |
|---|---|
| 27-9036 | RG-58 |
| 27-9038 | RG-6 |
| 27-9056 | RG-59 & 62 |
| 27-9057 | RG-59 & 62TFE |

Twist-On BNC (F)
1 Piece, UG-89

| Part No. | Cable Type |
|---|---|
| 27-9032 | RG-6 |
| 27-9033 | RG-59 & 62TFE |
| 27-9053 (CPFIUG892) | RG-58, 59 & 62 |

## Chassis Mount 50 Ohm BNC

Solder to BNC (F)
3/8" Mounting Hole,
UG-1094U

Part No.
27-8460 (CPI094U)

Dual BNC (F)
1/2" Chassis Mount
Hole, UG-492

Part No.
27-8470

Isolated Dual BNC (F)
1/2" & 5/8" Chassis
Mount Hole

Part No.
27-8471 (CPAD521)

Isolated BNC
(F) 3/8" Chassis
Mount Hole

Part No.
27-8461 (CPAD520)

## BNC Terminators & Attenuator Pads

BNC Terminators
1/2 W @ 1%, with and without Grounding Strap

| Ohms | Color | w/Strap | w/o Strap |
|---|---|---|---|
| 50 Ohms | Green | 27-9245 | 27-9008 |
| 75 Ohms | Purple | 27-9246 | 27-9007 (CP88T75) |

BNC (M) to BNC (F) Attenuator Pads
1/2 W @ 5%, 50 Ohms

| Part No. | Rating |
|---|---|
| 27-9300-3 | 3db |
| 27-9300-6 | 6db |
| 27-9300-10 | 10db |
| 27-9300-20 | 20db |

(M) = Male Plug (F) = Female Socket

## 2-Piece Crimp-On 50 Ohm BNC Connectors

Crimp BNC (M)
2 Piece, Solderless

| Part No. | Cable Type | Tool No. |
|---|---|---|
| 27-9000 (CP882) | RG-59, 62 | 24-9859P |
| 27-9001 (CP881) | RG-58 | 24-9858P |
| 27-9002 (CP885) | RG-6 | 24-321P |
| 27-9006 | Belden 8281 | 24-8866P |
| 27-9009 (CP8810) | RG-59, 62TFE | 24-9858P |
| 27-9200 | RG-58AU | 24-9858P |
| 27-9204 | RG-58TFE | 24-9858P |
| 27-9207 | RG-58 Thin Net | 24-9858P |
| 27-9209 | RG-6TFE | 24-9858P |
| 27-9210 (CP884) | RG-59, 62 MATV (20-24 AWG) | 24-9859P |

Crimp BNC (F)
2 Piece, UG-89

| Part No. | Cable Type | Tool No. |
|---|---|---|
| 27-9003 (CP892) | RG-59 & 62 | 24-9859P |
| 27-9013 | RG-6 | 24-9859P |
| 27-9014 (CP891) | RG-58 | 24-9858P |
| 27-9015 | RG-59 & 62TFE | 24-9858P |

Crimp BNC (M) with (2) Ferrules,
2 Piece. One Connector Two Ferrules to fit Multiple Size Cables.

| Part No. | Cable Type | Tool No. |
|---|---|---|
| 27-9010 | RG-58, 59 & 59TFE | 24-9960P |
| 27-9012 | RG-58 & 58TFE | 24-9960P |

Right Angle, Crimp BNC (M)
2 Piece, Solderless

| Part No. | Cable Type | Tool No. |
|---|---|---|
| 27-9004 | RG-59 & 62 | 24-9859P |

## 3-Piece Crimp-On 50 Ohm BNC Connectors

Solder or Crimp BNC (M)
3 Piece

| Part No. | Cable Type | Tool No. |
|---|---|---|
| 27-9022 | RG-58 | 24-9858P |
| 27-9023 | RG-59 & 62 | 24-8789P |

Crimp BNC (M) with (2) Ferrules
3 Piece. One Connector Two Ferrules to fit Multiple Size Cables.

| Part No. | Cable Type | Tool No. |
|---|---|---|
| 27-9189 (CPMC8821) | RG-59 & 59TFE | 24-8860P |
| 27-9190 (CPMC8822) | RG-58 & 59 | 24-8860P |
| 27-9191 (CPMC8823) | RG-58 & 58TFE | 24-8860P |

Crimp BNC (M)
3 Piece, Commercial-Mil

| Part No. | Cable Type | Tool No. |
|---|---|---|
| 27-9100 (CPMC882) | RG-59 & 62, 140, 210 | 24-9959P |
| 27-9101 (CPMC881) | RG-58, 141 | 24-9958P |
| 27-9102 (CPMC885) | RG-6 | 24-8856P |
| 27-9103 (CPMC8810) | RG-59 & 62 Teflon | 24-9958P |
| 27-9104 (CPMC883) | Belden 8281 | 24-8861P |
| 27-9105 (CPMC8819) | RG-174, 187, 188 & 316 | 24-9912P |
| 27-9108 (CPMC8817) | RG-8x Mini 8 | 24-9912P |
| 27-9119 | Belden 89907 | 24-9959P |
| 27-9201 | RG-58 AU | 24-9958P |
| 27-9205 (CPMC8811) | RG-58 Teflon | 24-9958P |
| 27-9208 | RG-58 Thin Net, Belden 9907 | 24-9958P |
| 27-9235 | RG-122 | 24-9912P |
| 27-9236 (CPMC813) | RG-142, 400, 223 | 24-9958P |
| 27-9241 | RG-179 | 24-9912P |
| 27-9254 (CPMC8818) | Belden 8218 | 24-9912P |
| 27-9293 (CPMC8826) | RG-11 | 24-7712P |

## 6-Piece Screw-On 50 Ohm BNC Connectors

Screw-On BNC (M)
Solder, 6 Piece

| Part No. | Cable Type |
|---|---|
| 27-9020 | RG-59, 62 (UG-260U) |
| 27-9021 | RG-58 (UG-88U) |

(M) = Male Plug (F) = Female Socket

## 50 Ohm BNC Adapters

In-Line Splice
BNC (F) to BNC (F),
UG-914/U

Part No.
25-7430 (CPAD555)

BNC (M) to BNC (M)

Part No.
27-8130 (CPAD511)

BNC 'T' Adapter
3 Female (F-F-F)

Part No.
27-8141 (CPAD506)

BNC 'T' Adapter
1 Male - 2 Female
(F-M-F), UG-274/U

Part No.
27-8140 (CPAD505)

BNC Goalpost 'T' Adapter
1 Male - 2 Female
(F-M-F)

Part No.
27-9294

BNC 'T' Adapter
3 Male (M-M-M)

Part No.
27-8142 (CPAD510)

BNC (F) to RCA (M)

Part No.
27-8110 (CPAD501)

BNC (M) to RCA (F)

Part No.
25-7510 (CPAD515)

BNC (F) to TNC (M)

Part No.
27-8250 (CPAD300)

BNC (F) to 'F' (M)

Part No.
27-8100 (CPAD502)

BNC (M) to 'F' (F)

Part No.
25-7500 (CPAD506)

Right Angle
BNC (F) to BNC (M)

Part No.
27-8150 (CPAD503)

BNC (M) to UHF (F)

Part No.
25-7420 (CPAD512)

BNC (F) to UHF (F)

Part No.
25-7365

BNC (F) to UHF (M)

Part No.
27-8120 (CPAD500)

BNC (F) to Mini-UHF (M)

Part No.
29-4150 (CPAD509)

BNC (F) to 'N' (F)
UG-606/U

Part No.
26-8018 (CPAD806)

BNC (M) to 'N' (F)
UG-349/U

Part No.
26-8017 (CPAD807)

BNC (F) to SMA (F)

Part No.
29-3835 (CPAD507)

BNC (F) to SMA (M)

Part No.
29-3855 (CPAD508)

## 50 Ohm 'N' Connectors

Crimp 'N' (M)
3 Piece, Crimp Center Pin

| Part No. | Cable Type | Tool No. |
|---|---|---|
| CPN8/110 | RG-8 w/110 Center Cond. | 24-7712P |
| CPN8 | RG-8, 11, 213 | 24-7712P |
| CPN1 | RG-58 | 24-9960P |
| CPN2 | RG-59 & 62 | 24-9960P |
| CPN17 | RG-8x | 24-9960P |

'N' (M)
Solder Center Pin, UG-21B/U

| Part No. | Cable Type |
|---|---|
| 26-8000 | RG-8, 11, 213, 214 |

## 50 Ohm 'N' Adapters

Inline Splice
'N' (M) to 'N' (M),
UG-57B/U

Part No.
26-8009 (CPAD800)

Inline Splice
'N' (F) to 'N' (F),
UG-29B/U

Part No.
26-8010 (CPAD851)

Chassis Mount
'N' (F) to Solder Lug
UG-58B/U

Part No.
26-8011 (CPAD801)

Right Angle
'N' (M) to 'N' (F),
UG-27/U

Part No.
26-8012

'N' (F) to BNC (M)
UG-349/U

Part No.
26-8017 (CPAD807)

Chassis Mount 'N' (F)

Part No.
26-8013

'N' (M) to BNC (F)
UG-201U

Part No.
26-8016 (CPAD809)

'N' (M) to UHF (F)
UG-146/U

Part No.
26-8015 (CPAD808)

'N' (F) to BNC (F)
UG-606/U

Part No.
26-8018 (CPAD806)

'N' (F) to UHF (M)
UG-83/U

Part No.
26-8014

'N' (M) to 'F' (F)

Part No.
26-8020 (CPAD811)

'N' (M) to SMA (F)

Part No.
29-3840 (CPAD810)

## 50 Ohm 'N' Terminators

'N' Terminator (M)
1W @ 2%

| Part No. | Ohms |
|---|---|
| 26-8023 | 50 Ohms |

(M) = Male Plug (F) = Female Socket

## Mini-UHF Connectors

Mini-UHF (M)
Crimp, 3 Piece, Black

| Part No. | Cable Type | Tool No. |
|---|---|---|
| 29-4021 | RG-58 | 24-9958P |

Mini-
Crimp, 3 Piece

UHF (M)

| Part No. | Cable Type | Tool No. |
|---|---|---|
| MiniUHF1 | RG-58 | 24-9958P |
| 29-4031 (MiniUHF2) | RG-59 & 62 | 24-9959P |
| MiniUHF17 | RG-8X | 24-9958P |
| 29-4035 | RG-174, RG-188 | 24-8859P |

Mini-UHF (F)
Crimp, 3 Piece

| Part No. | Cable Type | Tool No. |
|---|---|---|
| 29-4030 | RG-58 | 24-9958P |

Push-On Mini-UHF (M)
Crimp, 3 Piece

| Part No. | Cable Type | Tool No. |
|---|---|---|
| 27-4034 | RG-58 | 24-9958P |

## Mini-UHF Adapters

Mini-UHF (F) to Mini-UHF (F)

Part No.
29-4110 (CPAD240)

Mini-UHF (M) to
Mini-UHF (F)

Part No.
29-4140 (CPAD214)

Right Angle Adapter
Mini-UHF (M) to
Mini-UHF (F)

Part No.
29-4130 (CPAD243)

Mini-UHF (M) to TNC (F)

Part No.
29-4100 (CPAD305)

Mini-UHF (F) to TNC (M)

Part No.
29-4105 (CPAD302)

Mini-UHF (F) to UHF (M)

Part No.
29-4145 (CPAD219)

Mini-UHF (M) to BNC (F)

Part No.
29-4150 (CPAD509)

(M) = Male Plug (F) = Female Socket

## UHF Connectors

UHF (M)
Solder, 2 Piece, PL-259

| Part No. | Cable Type |
|---|---|
| 25-7300 (CPAD250) | RG-8, 11, 213, 214 |

UHF (M) with Hi-Temp Insulation
Solder, 2 Piece, PL-259

| Part No. | Cable Type |
|---|---|
| 25-7305 | RG-8, 11, 213, 214 |

Crimp UHF (M)
3 Piece

| Part No. | Cable Type | Tool No. |
|---|---|---|
| CPL2598 | RG-8 | 24-7712P |
| CPL2591 | RG-58 | 24-9958P |
| CPL2592 | RG-59 | 24-9959P |

UG-175 Reducer
Used with a PL-259

| Part No. | Cable Type |
|---|---|
| 25-7310 | RG-58 |
| 25-7320 | RG-59 |

## UHF Adapters

In-Line Splice
PL-258, UHF (F) to UHF (F)

Part No.
25-7330 (CPAD204)

Right Angle Adapter
UHF (M) to UHF (F)

Part No.
25-7340

UHF 'T' Adapter
3 Female (F-F-F)

Part No.
CPAD210

UG-146/U Adapter
UHF (F) to 'N' (M)

Part No.
26-8015 (CPAD808)

UG-83/U Adapter
UHF (M) to 'N' (F)

Part No.
26-8014

Chassis Mount
UHF (F) to UHF (F)
UG-363/U
Part No.
CPAD207

UHF (F) to BNC (F)

Part No.
25-7365

UG-255 Adapter
UHF (F) to BNC (M)

Part No.
25-7420

UG-273/U Adapter
UHF (M) to BNC (F)

Part No.
27-8120 (CPAD500)

UHF (M) to 'F' (F)

Part No.
25-7550 (CPAD218)

UHF (F) to 'F' (M)

Part No.
27-8200

Chassis Mount
UHF (F) to Solder
Lug, SO-239

Part No.
25-7350 (CPAD206)

UHF (F) to RCA (M)

Part No.
27-8210

UHF (M) to TNC (F)

Part No.
25-7362

UHF (F) to TNC (M)

Part No.
27-8260

UHF (F) to Mini-UHF (M)

Part No.
29-4140 (CPAD214)

UHF (M) to Mini-UHF (F)

Part No.
29-4145 (CPAD219)

(M) = Male Plug (F) = Female Socket

## Crimp-On 2- & 3-Piece TNC Connectors

Crimp TNC (F)
2 Piece, Non-Solder Center Pin

| Part No. | Cable Type | Tool No. |
|---|---|---|
| 27-9046 | RG-58 | 24-9858P |

Crimp TNC (M)
2 Piece, Non-Solder Center Pin

| Part No. | Cable Type | Tool No. |
|---|---|---|
| 27-9078 | RG-58 | 24-9858P |
| 27-9079 | RG-59 & 62TFE | 24-9858P |

## TNC Terminators

TNC Terminator (M)
0.5W @ 2%

| Part No. | Ohms |
|---|---|
| 27-9017 | 50 Ohms |

## TNC Adapters

Chassis Mount
TNC (F) to TNC (F),
1/2" Mounting Hole

Part No.
27-9067 (CPAD356)

Isolated Chassis Mount
TNC (F) to TNC (F), 1/2"
& 5/8" Mounting Hole

Part No.
27-9075

TNC Inline Splice
TNC (F) to TNC (F)

Part No.
27-9069 (CPAD355)

TNC (F) to Mini-UHF (M)

Part No.
29-4100 (CPAD305)

TNC (M) to Mini-UHF (F)

Part No.
29-4105 (CPAD302)

TNC Right Angle
TNC (M) to TNC (F)

Part No.
27-9068 (CPAD306)

TNC (M) to BNC (F)

Part No.
27-8250 (CPAD300)

TNC (M) to UHF (F)

Part No.
27-8260

TNC (F) to Push-On TNC
(M) 1 Piece

Part No.
27-9278

(M) = Male Plug (F) = Female Socket

## SMA Connectors

SMA for Flexible Cable (M)
Crimp, 3 Piece, Solder or
Crimp Center Pin

| Part No. | Cable Type | VSWR & Freq. Range | Tool No. |
|---|---|---|---|
| 28-5020 | RG-161/U, 174, 188, 316 | | 1.15 + .021 (GHz) 0-12.4 GHz 24-328P |
| 28-5021 | RG-58/U, 141, 303 | 1.15 + .011 (GHz) 0-12.4 GHz | 24-328P |
| 28-5022 | RG-55/U, 142, 223, 400 | 1.15 + .011 (GHz) 0-12.4 GHz | |

SMA (M)
Crimp, 3 Piece, Solder or
Crimp Center Pin

| Part No. | Cable Type | Tool No. |
|---|---|---|
| 29-3100 | 58A/U-141 | 24-328P |
| 29-3103 | 174, 188, 316 | 24-328P |

## SMA Adapters

SMA (M) to BNC (F)

Part No.
29-3855 (CPAD508)

SMA (F) to BNC (F)

Part No.
29-3835 (CPAD507)

SMA (F) to 'N' (M)

Part No.
29-3840 (CPAD810)

## Strain Relief Boots & Hoods for Coaxial Connectors

Colored BNC Boots, 100 per bag

| Part No. | Cable Type | Color |
|---|---|---|
| 25-7958BK | RG-58, 141 | Black |
| 25-7958RE | RG-58, 141 | Red |
| 25-7958BU | RG-58, 141 | Blue |
| 25-7958YE | RG-58, 141 | Yellow |
| 25-7958GN | RG-58, 141 | Green |

| Part No. | Cable Type | Color |
|---|---|---|
| 25-7959BK | RG-59, 62 | Black |
| 25-7959RE | RG-59, 62 | Red |
| 25-7959BU | RG-59, 62 | Blue |
| 25-7959YE | RG-59, 62 | Yellow |
| 25-7959GN | RG-59, 62 | Green |

BNC Boots
Black Only, 100 per bag

| Part No. | Cable Type | Color |
|---|---|---|
| 25-B58 | RG-58, 141 | Black |
| 25-B58TN | RG-58, ThinNet | Black |
| 25-B174 | RG-174 | Black |

(M) = Male Plug (F) = Female Socket

RG-59 Weatherproof
Boot
Black Only, 100 per bag

Part No.
25-7270

## Stainless Steel Wallplates

| Single | Hole Size | Dual |
|---|---|---|
| 27-8483 | 3/8" Hole | 27-8484 |
| 27-8478 | 1/2" Hole | 27-8479 |
| 27-8485 | No Hole | --------- |

BNC Hood for 3-Piece Crimp Plug
Black Only, 100 per bag

Part No.
25-7960BK

With one of the widest selections of 'F' connectors in the industry, we offer you a high-quality, cost-effective connectivity solution. All our 'F' connectors are designed to meet the high standards of the Satellite and Cable TV industries. Our 'F' type connectors are available for RG-59, RG-6 and RG-11 cable and are offered in twist-on, crimp, solder style, compression and weatherproof varieties.

## Weatherproof 'F' Connectors

Gel Filled 'F' (M)
Crimp, 0.324 Diameter, with O-ring for Weatherproof Application.

| Part No. | Cable Type | Tool No. |
|---|---|---|
| 25-7066 | RG-6 | 24-7710P |

F-56ALM WP (M)
Crimp, 1 Piece, 0.324 Diameter, Chromate Plated, with Interior Gasket.

| Part No. | Cable Type | Tool No. |
|---|---|---|
| 25-7056 (CPF56ALMWP) | RG-6 | 24-8866P |

'F' Compression (M)
Crimp, 1 Piece
for Weatherproof Applications (use crimp tool 24-77144P).

| Nickel (10pk) | Gold (10pk) | Cable Type |
|---|---|---|
| 25-2502-10PB | 25-2502G-10PB | RG-59 Dual, Tri- & Quad Shield |

## 'F' 56 Series Connectors for RG-6

(Use Crimp Tools 24-7710 or 24-8866P for connectors

Crimp-On F-56 (M)
with Separate 1/4" Ring.

Part No.
25-7150

Crimp-On F-56ALX (M)
for RG-6 Tri-Shield & Quad Plenum Cable.

Part No.
25-7033 (CPF56ALX)

Crimp-On F-56ALX (M)
for RG-6 Quad-Shield Cable.

Part No.
25-7034 (CPF56ALS)

Crimp-On F-56A (M)
with attached 1/4" Rng.

Part No.
25-7160

'F' Ratchet Crimp Tool
for RG-59, RG-6 and Quad Shield Cable.

Blister No.
24-8866P

Crimp-On F-56ALM (M)
for RG-6 Cable.

Part No.
25-7032 (CPF56ALM)

Crimp-On F-56 (M)
for Teflon/Plenum RG-6 Cable.

Part No.
25-7047

Twist-On F-56 (M)
for standard RG-6 Cable.

Part No.
25-7180 (CPFI56)

Crimp-On F-56ALM (M)
for RG-6 Cable,
Zinc Plated.

Part No.
25-7036

(M) = Male Plug (F) = Female Socket

## 'F' 59 Series Connectors for RG-59

(Use 24-7710 or 24-8866P for the following connectors)

Crimp-On F-59 (M) with Separate 1/8" Ring.

Part No.
25-7000

Crimp-On Gold Plated F-59 (M) with Separate 1/8" Ring.

Part No.
25-7000G

Crimp-On F-59 (M) with Separate 1/4" Ring.

Part No.
25-7010 (CPF591/4)

Crimp-On F-59 (M) with Separate 1/2" Ring.

Part No.
25-7020 (CPF591/2)

Crimp-On F-59A (M) with Attached 1/8" Ring.

Part No.

'F' Deluxe Hex Crimp Tool for RG-6 & 59.

Part No.
24-7710

Crimp-On F-59ALM (M) for Standard RG-59 Cable.

Part No.
25-7030 (CP59ALM)

Crimp-On F-59ALM (F) for Standard RG-59 Cable.

Part No.
25-7081

Crimp-On F-59ALX (M) for Tri-Shield RG-59 & Quad Plenum.

Part No.
25-7031
(CP59ALX)

Crimp-On F-59 (M) for Teflon/Plenum RG-59 Cable.

Part No.
25-7049

Crimp-On F-59 (M) for Thin Cable RG-59, 62 Teflon.

Part No.
25-7035

Right Angle Crimp-On F-59R (M) for RG-59 Cable.

Part No.
25-7146

Push-On F-59PG (M) or RG-59 Cable with Center Pin.

Part No.
25-7080

Twist-On F-59TW (M) for Standard RG-59 Cable.

Part No.
25-7120

Twist-On F-59TW (M) with 1/2" Grip for Standard RG-59.

Part No.
25-7121

Twist-On F-59TW (M) for RG-59 with Male Quick Disconnect.

Part No.
25-7280

F-59T (M) Terminator 1/2 Watt @ 5%

Part No.
25-7100

## 'F' Connectors for RG-11

Crimp-On F-11 (M)
2 Piece, with Separate 1/5" Ring.

| Part No. | Cable Type | Tool No. |
|---|---|---|
| 25-7190 | RG-11 (CPF111/5) | 24-7712P |

Crimp-On F-11 (M)
1 Piece, for Standard RG-11 Cable.

| Part No. | Cable Type | Tool No. |
|---|---|---|
| 25-7191 (CPF11ALM) | RG-11 | 24-7711P |

Crimp-On F-11 (M)
3 Piece, for Teflon/Plenum RG-11 Cable.

| Part No. | Cable Type | Tool No. |
|---|---|---|
| 25-7192 | RG-11 | 24-7712P |

(M) = Male Plug (F) = Female Socket

## 'F' Series Splice Adapters



F-81 Inline 3/4" Splice
(F) to (F)

Part No.
25-7200 (CPF81)

F-81 Inline 1" Splice
(F) to (F)

Part No.
25-7200L
(CPF81L)

F-81 2GHz 1" Splice for
CATV & Satellite
(F) to (F)

Part No.
70-2081

F-81 Inline 3/4" Splice
with Nut & Washer
(F) to (F)

Part No.
25-7210 (CPF81NW)

7/16" Nut & Washer
for use with all AIM
'F' Mounts & Splices.

Part No.
25-7680 (CPFNW)

F-71 Inline Splice
(M) to (M)

Part No.
25-7640

F-81 2GHz 1" Splice with Nut &
Washer for CATV & Satellite
(F) to (F)

Part No.
70-2081-NW

## 'F' Connector - Chassis & PCB Mount

'F' Side Edge
PCB Mount (F)

Part No.
25-7630 (CPF61SE)



F-61PC Straight
PCB Mount (F)

Part No.
25-7650

'F' Right Angle
PCB Mount (F)

Part No.
25-7651

F-61HD Chassis Mount
(M)
with 2 flat Sides.

Part No.
25-7670

F-61AD Chassis Mount (F)

Part No.
25-7660

'F' Vertical Mount PCB (M)

Part No.
25-7654

'F' Right Angle
PCB Mount, Short (F)

Part No.
25-7652 (CPF61SR)

### Crimp O-rings for 'F' Connectors

| Part No. | Cable Type | Ring |
|---|---|---|
| 25-7110 | RG-59 | 1/8" |
| 25-7040 | RG-59 | 1/4" |
| 25-7090 | RG-59 | 1/2" |
| 25-7620 | RG-11 | 1/5" |

(M) = Male Plug (F) = Female Socket

## 'F' Series Adapters

'F' (F) to Push-On 'F' (M)

Part No.
25-7140

'F' (F) Right Angle to Push-On 'F' (M)

Part No.
25-7141

'F' (F) to RCA (F)

Part No.
25-7570

'F' (F) to RCA (M)

Part No.
25-7530 (CPAD103)

'F' (M) to RCA (F)

Part No.
25-7580

'F' (F) to P3.5 mm (M)

Part No.
25-7540

'F' (F) Right Angle to 'F' (M)

Part No.
25-7600

'F' (F) to 'N' (M)

Part No.
26-8020 (CPAD811)

'F' (M) to BNC (F)

Part No.
27-8100

'F' (F) to BNC (M)

Part No.
25-7500

'F' (F) to UHF (M)

Part No.
25-7550 (CPAD218)

'F' (M) to UHF (F)

Part No.
27-8200

'F' (F) to European (M) Plug

Part No.
25-2200

'F' (M) to European (M) Jack

Part No.
25-2202

'F' (F) to European (F) Jack

Part No.
25-2203

## 'F' Voltage Blocks & Attenuator Pads

'F' Voltage Blocking Coupler Blocks DC and Low Frequency AC Power-Bandwidth: DC to 1 GHz, Return Loss 25db, (M) to (F)

Part No.
25-7901

'F' Mini- Attenuator Pads Nickel Plated, Accuracy within 5%, Return Loss 20db, 22 AWG Center Pin, DC to 1 GHz Bandwidth, (M) to (F)

| Part No. | Attenuation |
|---|---|
| FLN1G | 1db |
| FLN2G | 2db |
| FLN3G | 3db |
| FLN6G | 6db |
| FLN8G | 8db |
| FLN10G | 10db |
| FLN12G | 12db |
| FLN16G | 16db |
| FLN20G | 20db |

(M) = Male Plug (F) = Female Socket

## Quick Selector–Connector to EMERSON Tool

(Select AIM Connector Row Reference to Vertical Tool Column)

| | Non-Ratchet 'F' Crimp Tools | | | | | Ratchet Coaxial Crimp Tools | | | | | | Standard Series Ratchet Coaxial Crimp Tools with Interchangeable Dies | | | | | | | | | | Coaxial Cable Stripping Tools | | | | | | | | | | |
|---|---|---|---|---|---|---|---|---|---|---|---|---|---|---|---|---|---|---|---|---|---|---|---|---|---|---|---|---|---|---|---|---|
| Connectors | 24-7700P | 24-7710P | 24-7711P | 24-7712P | 24-7713P | 24-321P | 24-8860P | 24-8861P | 24-8865P | 24-8866P | 24-9960P | 24-328P | 24-8789P | 24-8856P | 24-8857P | 24-8858P | 24-8859P | 24-9858P | 24-9859P | 24-9912P | 24-9958P | 24-9959P | 24-7731P | 24-7732P | 24-7733P | 24-7734P | 24-7735P | 24-7736P | 24-7737P | 24-7738P | 24-7739P | VSCST-1 | Connectors |
| 25-7000 | • | • | | | | | | | | • | | | | | | | | | | | | | | • | | • | • | • | | | | • | CPF591/8 |
| 25-7010 | | • | | | | | | | | • | | | | | | | | | | | | | | • | | • | • | • | | | | • | CPF591/4 |
| 25-7020 | | • | | | | | | | | • | | | | | | | | | | | | | | • | | • | • | • | | | | • | CPF591/2 |
| 25-7030 | • | • | | | | | | | | • | • | | | | | | | | | | | | | • | | • | • | • | | | | • | CPF59ALM |
| 25-7031 | | • | | | | | | | | • | | | | | | | | | | | | | | • | | • | • | • | | | | • | |
| 25-7032 | • | • | | | | | | | | • | • | | | | | | | | | | | | | • | | • | • | • | | | | • | CPF59ALX |
| 25-7033 | | • | | | | | | | | • | | | | | | | | | | | | | | • | | • | • | • | | | | • | CPF56ALM |
| 25-7034 | | | | • | | | | | | • | | | | | | | | | | | | | | • | | • | • | • | | | | • | |
| 25-7035 | | • | | | | | | | | • | • | | | | | | | | | | | | | • | | • | • | • | | | | • | CPF56ALX |
| 25-7036 | | • | | | | | | | | • | | | | | | | | | | | | | | • | | • | • | • | | | | • | CPF56ALS |
| 25-7037 | | | | | • | | | | | • | | | | | | | | | | | | | | • | | • | • | • | | | | • | CPF59TE |
| 25-7038 | | | | | • | | | | | • | | | | | | | | | | | | | | • | | • | • | • | | | | • | CPF56ALMZ |
| 25-7047 | | • | • | | | | | | | • | | | | | | | | | | | | | | • | | • | • | • | | | | • | CPF59CP |
| 25-7049 | | • | | | | | | | | • | | | | | | | | | | | | | | • | | • | • | • | | | | • | CPF56CP |
| 25-7050 | • | • | | | | | | | | • | | | | | | | | | | | | | | • | | • | • | • | | | | • | CPF56P |
| 25-7056 | | • | | | | | | | | • | • | | | | | | | | | | | | | • | | • | • | • | | | | • | CPF59D |
| 25-7066 | | • | | | | | | | | • | • | | | | | | | | | | | | | • | | • | • | • | | | | • | CPF59A |
| 25-7070 | | • | | | | | | | | • | | | | | | | | | | | | | | | | • | | | | | | | CPF56ALMWP |
| 25-7080 | | • | | | | | | | | • | | | | | | | | | | | | | | | | • | | | | | | | CPF56WPG |
| 25-7081 | | • | | | | | | | | • | | | | | | | | | | | | | | | | • | | | | | | | CPF59G |
| 25-7146 | | • | | | | | | | | • | | | | | | | | | | | | | | | | • | | | | | | | CPF59PG |
| 25-7150 | | • | | | | | | | | • | | | | | | | | | | | | | | | | • | | | | | | | CPF59FLM |
| 25-7160 | • | • | | | | | | | | • | | | | | | | | | | | | | | | | • | | | | | | | CPF59RA |
| 25-7190 | | | | • | | | | | | | | | | | | | | | | | | | • | | | | | | | | | | CPF561/4 |
| 25-7191 | | | • | | | | | | | | | | | | | | | | | | | | • | | | | | | | | | | CPF56A |
| 25-7192 | | | | • | | | | | | | | | | | | | | | | | | | • | | | | | | | | • | | CPF111/5 |
| 25-7290 | | • | | | | | | | | • | | | | | | | | | | | | | • | | | • | | • | | | | | CPF11ALM |
| 25-7306 | | | | • | | | | | | | | | | | | | | | | | | | • | | | | | | | | | | |
| 25-7307 | | | | | | | | | | | | | • | | | | | | | | • | | | | • | | | | | | | | CPF11PLM |
| 25-7308 | | | | | | | | | | | | | | | | | | | | | | • | | | • | | | | | | | | CPF59RP |
| 25-7690 | | • | | | | | | | | | | | | | | | | | | | | | | | • | | | | | | | | CPL2598 |
| 26-8000 | | | | • | | | | | | | | | | | | | | | | | | | • | | | | | | | | • | | CPL2591 |
| 26-8002 | | | | • | | | | | | | | | | | | | | | | | | | • | | | | | | | | • | | CPL2592 |
| 26-8005 | | | | • | | | | | | | | | | | | | | | | | | | • | | | | | | | | • | | CPF59M |
| 26-8019 | | | | • | | | | | | | | | | | | | | | | | | | • | | | | | | | | • | | CPAD802 |
| 26-8025 | | | | • | | | | | | | | | | | | | | | | | | | • | | | | | | | | • | | CPAD814 |
| 26-8028 | | | | | | | | | | | • | • | | | | | | | | | | | | • | | • | | | | | | | CPN8 |
| 26-8029 | | | | | | | | | | | • | | | | | | | | | | | | | • | | | | | • | • | | | CPFIN8 |
| 26-8031 | | | | | | | | | | | • | | | | | | | | | | | | | • | | | | | | | | | CPNCL2 |
| 26-8033 | | | • | | | | | | | | | | | | | | | | | | | | • | | | | | | | | • | | CPN1 |
| 27-9000 | | | | | | | | | | | | | | | | | | | • | | | | | • | | • | • | • | | | | | CPN2 |
| 27-9001 | | | | | | | | | | | | | | | | | | • | | | | | | • | | • | • | • | | | | | CPN17 |
| 27-9002 | | | | | | • | | | | | | | | | | | | | | | | | | • | | • | | • | | | | | CPN8/110 |
| 27-9003 | | | | | | | | | | | | | | | | | | | • | | | | | • | | • | • | • | | | | | CP882 |
| 27-9004 | | | | | | | | | | | | | | | | | | | • | | | | | • | | • | • | • | | | | | CP881 |
| 27-9006 | | | | | | | | | | • | | | | | | | | | | | | | | • | | • | | • | | | | | CP885 |
| 27-9009 | | | | | | | | | | | | | | | | | | • | | | | | | • | | • | • | • | | | | | CP892 |
| 27-9010 | | | | | | | | | | | • | | | | | | | | | | | | | | | • | • | • | | | | | ------- |
| 27-9012 | | | | | | | | | | | • | | | | | | | • | • | | | | | | | • | • | • | | | | | CP883 |
| 27-9013 | | | | | | • | | | | | | | | | | | | | • | | | | | | | • | | • | | | | | CP8810 |
| 27-9014 | | | | | | | | | | | | | | | | | | • | | | | | • | | | • | • | | | | | | CPSW8821 |
| 27-9015 | | | | | | | | | | | | | | | | | | • | | | | | • | | | • | • | | | | | | |
| 27-9022 | | | | | | | | | | | | | | | | | | • | | | | | | | • | | | | • | | | | CPSW8823 |
| 27-9023 | | | | | | | | | | | | | • | | | | | | | | | | | | • | | | | • | | | | |
| 27-9046 | | | | | | | | | | | | | • | | | | | • | | | | | • | | | • | | | | | | | CP895 |
| 27-9060 | | | | | | | • | | | | | | | | | | | | | | | | | | • | | | | • | • | | | CP891 |
| | | | | | | | | | | | | | | | | | | | | | | | | | | | | | | | | | CP8910 |
| | | | | | | | | | | | | | | | | | | | | | | | | | | | | | | | | | CPCL881 |
| | | | | | | | | | | | | | | | | | | | | | | | | | | | | | | | | | CPCL882 |
| | | | | | | | | | | | | | | | | | | | | | | | | | | | | | | | | | CPTNC891 |
| | | | | | | | | | | | | | | | | | | | | | | | | | | | | | | | | | CPMCTNC2 |

## Quick Selector–Connector to EMERSON Tool continued

(Select AIM Connector Row Reference to Vertical Tool Column)

| | Non-Ratchet 'F' Crimp Tools | | | | | Ratchet Coaxial Crimp Tools | | | | | | Standard Series Ratchet Coaxial Crimp Tools with Interchangeable Dies | | | | | | | | | | Coaxial Cable Stripping Tools | | | | | | | | | | |
|---|---|---|---|---|---|---|---|---|---|---|---|---|---|---|---|---|---|---|---|---|---|---|---|---|---|---|---|---|---|---|---|---|
| Connectors | 24-7700P | 24-7710P | 24-7711P | 24-7712P | 24-7713P | 24-321P | 24-8860P | 24-8861P | 24-8865P | 24-8866P | 24-9960P | 24-328P | 24-8789P | 24-8856P | 24-8857P | 24-8858P | 24-8859P | 24-9858P | 24-9859P | 24-9912P | 24-9958P | 24-9959P | 24-7731P | 24-7732P | 24-7733P | 24-7734P | 24-7735P | 24-7736P | 24-7737P | 24-7738P | 24-7739P | VSCST-1 | Connectors |
| 27-9061 | | | | | | | | | | | | | • | | | | | | | | • | | | | • | | | | • | • | | | CPMCTNC1 |
| 27-9065 | | | | | | | | | | | | | | | | | | | | • | | | | | • | | | | | | | | CPMTNC19 |
| 27-9078 | | | | | | | | | | | | | | | | | | • | | | | | | | • | | | | | | | | CPTNC1 |
| 27-9079 | | | | | | | | | | | | | | | | | | • | | | | | | | | • | • | | | | | | CPTNC10 |
| 27-9100 | | | | | | | • | | | | | | • | | | | | | | | | • | | | • | | | | • | • | | | CPMC882 |
| 27-9101 | | | | | | | • | • | | | | | | | • | | | | | | • | | | | • | | | | • | • | | | CPMC881 |
| 27-9102 | | | | | | | | | | | | | | • | | | | | | | | | | | • | | | | | • | | | CPMC885 |
| 27-9103 | | | | | | | • | • | | | | | | | | | | | | | • | | | | • | | | | • | • | | | CPMC8810 |
| 27-9104 | | | | | | | | • | | | | | | | | | • | | | | | | | | | | | | | • | | | |
| 27-9105 | | | | | | | | | | | | | | | | | | | | • | | | | | • | | | | • | | | | CPMC883 |
| 27-9108 | | | | | | | | | | | | | | • | | | | | | • | | • | | | • | | | | | • | | | CPM8819 |
| 27-9119 | | | | | | | • | | | | | | • | | | | | | | • | | • | | | • | | | | | | | | CPMC8817 |
| 27-9189 | | | | | | | • | | | | • | | • | | | | | | | | | • | | | • | | | | • | • | | | |
| 27-9190 | | | | | | | • | | | | • | | | | | | | | | | | | | | • | | | | • | | | | CPMC8825 |
| 27-9191 | | | | | | | • | | | | • | | • | | | | | | | | • | | | | • | | | | • | | | | |
| 27-9200 | | | | | | | | | | | • | | | | | • | | • | | | | | | | | • | • | | | | | | CPMC8821 |
| 27-9201 | | | | | | | • | | | | | | • | | | | | | | | • | | | | | • | • | | | | | | |
| 27-9203 | | | | | | | • | • | | | | | | | | | | | | | • | | | | • | | | | • | | | | CPMC8822 |
| 27-9204 | | | | | | | | | | | | | | | | | | • | | | | | | | | • | • | | | | | | |
| 27-9205 | | | | | | | • | • | | | | | | | | | | | | | • | | | | • | | | | • | | | | CPMC8823 |
| 27-9207 | | | | | | | | • | | | | | | | | | | • | | | | | | | | • | • | | | | | | |
| 27-9208 | | | | | | | | | | | | | | | | | | | | | • | | | | • | | | | • | | | | ------- |
| 27-9209 | | | | | | | | • | | | | | | | | | | • | | | | | | | | • | | • | | | | | ------- |
| 27-9210 | | | | | | | | • | | | | | | | | | | • | • | | | | | | | • | • | | | | | | ------- |
| 27-9215 | | | | | | | • | | | | | | | | | | | | | | • | | | | • | | | | | | | | CP8811 |
| 27-9235 | | | | | | | | | | | | | | | | | | | | • | | | | | • | | | | | | | | CPMC8811 |
| 27-9236 | | | | | | | • | | | | | | | | | | | | | | • | | | | • | | | | | | | | |
| 27-9241 | | | | | | | | | | | | | | | | | | | | • | | | | | • | | | | | | | | ------- |
| 27-9248 | | | | | | | • | | | | | | | | | | | | | | • | | | | • | | | | | | | | CPMC881 |
| 27-9254 | | | | | | | | | | | | | | | | | | | | • | | | | | • | | | | • | • | | | ------- |
| 27-9266 | | | | | | | • | | | | • | | • | | | | | | | | | • | | | • | | | | | | | | CP884 |
| 27-9282 | | | | | | | • | | | | | | | | | | | • | | | | | | | | • | | | | | | | CPAD309 |
| 27-9293 | | | | • | | | | | | | | | | | | | | | | | | | • | | | | | | | | • | | CPMC8812 |
| 28-5020 | | | | | | | | | | | | • | | | | | | | | | | | | | | | | | • | | | | |
| 28-5021 | | | | | | | • | | | | | • | | | | | | | | | | | | | | | | | • | | | | CPMC8813 |
| 28-5022 | | | | | | | • | | | | | • | | | | | | | | | | | | | | | | | • | | | | |
| 28-90007 | | | | | | | | | | | | | | | | | | • | | | | | | • | | • | | | | | | | CPM8820 |
| 28-90027 | | | | | | | | | | | | | | | | | | • | | | | | | • | | • | | | | | | | CPAD570 |
| 28-90097 | | | | | | | | | | | | | | | | | | • | | | | | • | | | • | • | | | | | | CPMC8818 |
| 28-90137 | | | | | | | | | | | | | | | | | | | • | | | | | | • | | | | • | • | | | |
| 28-90157 | | | | | | | | | | | | | | | | | | • | | | | | • | | | • | • | | | | | | CPMCTNC17 |
| 28-90237 | | | | | | | | | | | | | • | | | | | | | | | | | | • | | | | • | • | | | CPMCTNC1B |
| 28-90257 | | | | | | | | | | | | | | | | | | | | | • | | • | | | • | • | | | | | | CPMC8826 |
| 28-91007 | | | | | | | | | | | | | | | | | | | | | | • | | | • | | | | • | • | | | |
| 28-91027 | | | | | | | | | | | | | | • | | | | | | | | | | | • | | | | • | • | | | 142-0403-016 |
| 28-91037 | | | | | | | | | | | • | | | | | | • | | | | • | | | | • | | | | • | | | | 142-0407-016 |
| 28-91047 | | | | | | | | | | | • | | | | | | • | | | | | | | | • | | | | • | | | | 142-0408-011 |
| 28-91057 | | | | | | | | | | | | | | | | | | | | • | | | | | | • | | | | | | | CP882 |
| 28-91317 | | | | | | | | | | | | | | | | • | | | | | | | | | • | | | | | | | | CP785 |
| 28-91457 | | | | | | | | | | | | | | • | | | | | | | | | | | • | | | | | | | | CP7810 |
| 28-91477 | | | | | | | | | | | | | | • | | | | | | | | | | | | | | • | | | | | CP792 |
| 28-91507 | | | | | | | | • | | | | | • | | | | | | | | | | | | | | | • | | | | | CP7910 |
| 28-91557 | | | | | | | | | | | | | | • | | | | | | | | | | | • | | | | | | | | CPCS782 |
| 29-3100 | | | | | | | | | | | | • | | | | | | | | | | | | | | | | | • | | | | CPCS7810 |
| 29-3103 | | | | | | | | | | | | • | | | | | | | | | | | | | | | | | • | | | | CPMC782 |
| 29-4010 | | | | | | | • | | | | | | | | | | | | | | • | | | | • | | | | | | | | CPMC785 |
| 29-4021 | | | | | | | • | | | | | | | | | | | | | | • | | | | • | | | | | | | | CPMC7810 |
| 29-4030 | | | | | | | • | | | | | | | | | | | | | | • | | | | • | | | | | | | | |
| 29-4031 | | | | | | | • | | | | | | • | | | | | | | | | • | | | • | | | | | | | | CPMC783 |
| 29-4033 | | | | | | | • | | | | | | | | | | | | | | • | | | | • | | | | | | | | CPMC7818 |
| 29-4035 | | | | | | | | | | | | | | | | | | | | • | | | | | • | | | | | | | | |
| | | | | | | | | | | | | | | | | | | | | | | | | | | | | | | | | | CPMC7831 |
| | | | | | | | | | | | | | | | | | | | | | | | | | | | | | | | | | CPMC7845 |

Look to us for a complete line of mono and stereo connectors and adapters, including RCA, 1/4", 3.5 mm, and microphone connectors and adapters. In addition, we offer a standard and gold-plated line of RCA connectors, adapters and wallplates for any home automation installation. If you are looking for A/V cables using these connectors,

## RCA Connectors

RCA Jack (F)
Gold Plated

| Part No. | Color |
|---|---|
| 19-1315 | Red |
| 19-1316 | White |

RCA Plug (M)
Gold Plated

| Part No. | Color |
|---|---|
| 19-1303 | Red |
| 19-1304 | White |

RCA Plug (M)
Gold Plated

| Part No. | Color |
|---|---|
| 19-1312 | Red |
| 19-1313 | White |

RCA Plug (M)
Metal

| Part No. | Color |
|---|---|
| 19-1207 | Red |
| 19-1268 | Black |

RCA Jack (F)
Plastic

| Part No. | Color |
|---|---|
| 19-1212 | Red |
| 19-1213 | Black |

RCA Plug (M)
Plastic

| Part No. | Color |
|---|---|
| 19-1205 | Red |
| 19-1206 | Black |

Push-on 2-Piece Crimp RCA (M)
for RG-59 w/ 1/8" O-ring.

Part No.
25-7290



2-Piece Crimp Motorola (M)
for RG-59 w/ 1/8" O-ring.

Part No.
25-7690

## RCA Gold Series Adapters

Inline Adapter
RCA (M) to RCA (M)
Gold Plated

Part No.
19-1318

Inline Adapter, Plastic
RCA (F) to RCA (F)
Gold Plated

Part No.
19-1319

Inline Adapter, Metal
RCA (F) to RCA (F)
Gold Plated

Part No.
19-1310

(M) = Male Plug (F) = Female Socket

In addition to our complete line of RF connectors, we offer a wide selection of products to meet the latest High-Definition TV, Cable TV, Satellite, DVD and Audio/Video standards, including the introduction of our new line of waterproof Compression Connectors. These connectors are designed to offer the highest quality data transmission for audio, video and data applications, and are available for RG-59 and RG-6 cable in BNC, 'F' and RCA versions.

Our BNC and RCA compression connectors are constructed of nickel plated, machined brass, with a gold plated center pin allowing the best conductivity while providing picture perfect video and superior sound quality. Our RCA connectors, with five colors to choose from, accommodate both Standard and High-Definition composite or component video connections, and our 'F' connectors consist of a smooth spin nut for easy finger tip installation. A GOLD Series of compression connectors

## Compression

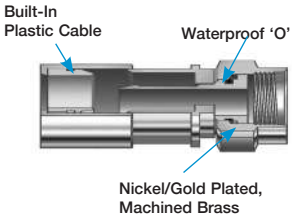


All three styles have an inner 'O' ring and a built-in plastic cable adapter which allows one connector to terminate regular, tri- and quad-shield cables and provides a water-tight double seal.

RoHS 2002/95/EC

| Part No. | Standard Compression Connectors (10 Pack) |
|---|---|
| 25-2502-10PB | Compression F Connector, RG-59 Dual/Tri/Quad, Blue |
| 25-2601-10PB | Compression F Connector, RG-6 Dual/Tri/Quad, Black |
| 28-2502-10PB | Compression BNC 75 Ohm Connector, RG-59 Dual/Tri/Quad, Blue |
| 28-2601-10PB | Compression BNC 75 Ohm Connector, RG-6 Dual/Tri/Quad, Black |
| 19-2500-10PB | Compression RCA Connector, RG-59 Dual/Tri/Quad (2 per Color) |
| 19-2502-10PB | Compression RCA Connector, RG-59 Dual/Tri/Quad, Blue |
| 19-2503-10PB | Compression RCA Connector, RG-59 Dual/Tri/Quad, Green |
| 19-2504-10PB | Compression RCA Connector, RG-59 Dual/Tri/Quad, Red |
| 19-2505-10PB | Compression RCA Connector, RG-59 Dual/Tri/Quad, Yellow |
| 19-2506-10PB | Compression RCA Connector, RG-59 Dual/Tri/Quad, White |
| 19-2600-10PB | Compression RCA Connector, RG-6 Dual/Tri/Quad (2 per Color) |
| 19-2602-10PB | Compression RCA Connector, RG-6 Dual/Tri/Quad, Blue |
| 19-2603-10PB | Compression RCA Connector, RG-6 Dual/Tri/Quad, Green |
| 19-2604-10PB | Compression RCA Connector, RG-6 Dual/Tri/Quad, Red |
| 19-2605-10PB | Compression RCA Connector, RG-6 Dual/Tri/Quad, Yellow |
| 19-2606-10PB | Compression RCA Connector, RG-6 Dual/Tri/Quad, White |

| Part No. | GOLD Series Compression Connectors (10 Pack) |
|---|---|
| 25-2502G-10PB | GOLD Series Compression F Connector, RG-59 Dual/Tri/Quad, Blue |
| 25-2601G-10PB | GOLD SeriesCompression F Connector, RG-6 Dual/Tri/Quad, Black |
| 28-2502G-10PB | GOLD Series Compression BNC 75 Ohm Connector, RG-59 Dual/Tri/Quad, Blue |
| 28-2601G-10PB | GOLD Series Compression BNC 75 Ohm Connector, RG-6 Dual/Tri/Quad, Black |
| 19-2502G-10PB | GOLD Series Compression RCA Connector, RG-59 Dual/Tri/Quad, Blue |
| 19-2601G-10PB | GOLD Series Compression RCA Connector, RG-6 Dual/Tri/Quad, Black |

| Part No. | Compression Termination Tools |
|---|---|
| 24-7714P | Adjustable 3-Way Ratchet Crimp Tool for Compression RCA/BNC/F |
| 24-7732P | 2-Step Self-Adjusting Coax Stripper Tool |

F

BNC

RCA

## Technical Specifications

| Connector Type | Cable Type | Max. Braid Coverage | Dielectric O.D. (Nom) | |
|---|---|---|---|---|
| | | | Inches | mm |
| F Connector with 7/16" Hex | RG-6 Dual<br>RG-6 Tri-Shield<br>RG-6 Quad-Shield | Up to 90% Coverage | .180 | 4.57 |
| BNC Connector | | Up to 90% Coverage | .180 | 4.57 |
| RCA Connector | | Up to 90% Coverage | .180 | 4.57 |
| F Connector with 7/16" Hex | RG-59 Dual<br>RG-59 Tri-Shield<br>RG-59 Quad-Shield | Up to 90% Coverage | .144 | 3.27 |
| BNC Connector | | Up to 90% Coverage | .144 | 3.27 |
| RCA Connector | | Up to 90% Coverage | .144 | 3.27 |

*Patented

## RCA Standard Series Adapters

RCA (F) to BNC (M)

Part No.
25-7510

RCA (M) to BNC (F)

Part No.
27-8110

RCA (F) to RCA (F)

Part No.
19-1702

RCA (F) to 'F' (F)

Part No.
25-7570

RCA (M) to 'F' (F)

Part No.
25-7530 (CPAD103)

RCA (F) to 'F' (M)

Part No.
25-7580

RCA (M) to UHF (F)

Part No.
27-8210

RCA (F) to 3.5 mm (M)

Part No.
25-7560

## 3.5 mm

3.5 mm Stereo Mini Plug (M) Plastic

Part No.
19-1202

3.5 mm Mono Mini Plug (M) Metal

Part No.
19-1201

Call today for a list of our wide selection of Audio, Video and Stereo cable assemblies.

## Microphone Connectors

3-Position Chassis Mount Jack (F)

| Part No. | Pins |
|---|---|
| 44-D3F | 3 |

3-Position Chassis Mount Plug (M)

| Part No. | Pins |
|---|---|
| 44-D3M | 3 |

XLR Microphone Jack (F)

| Part No. | Pins |
|---|---|
| 44-A3F | 3 |

XLR Microphone Plug (M)

| Part No. | Pins |
|---|---|
| 44-A3M | 3 |

(M) = Male Plug (F) = Female Socket

## 1/4" Mono

1/4" Mono Plug (M)
Plastic

Part No.
44-250

1/4" Mono Plug (M)
Metal

Part No.
44-280

## 1/4" Stereo Connectors

1/4" Stereo Plug (M)
Plastic

Part No.
19-1203

1/4" Stereo Plug (M)
Metal

Part No.
19-1204

## Banana Plugs

Banana Plug (M)

| Part No. | Color |
|---|---|
| 19-1237 | Red |
| 19-1238 | Black |

## Audio Adapters

1/4" Stereo Plug
(M) to 3.5 mm Plug (F)

Part No.
19-1706

1/4" Stereo Jack
(F) to 3.5 mm Plug (M)

Part No.
19-1701

'F' (F) to P3.5 mm (M)

Part No.
25-7540

'Y' Adapter, Stereo
3.5 mm Mini-Plug (M)
to (2) RCA Plugs (M)

Part No.
19-1670P

'Y' Adapter, Stereo
(1) RCA Plug (M)
to (2) RCA Jacks (F)

Part No.
19-1671P

'Y' Adapter, Stereo
3.5 mm Mini-Plug (M)
to (2) RCA Jacks (F)

Part No.
19-1672P

'Y' Adapter, Stereo
(2) RCA Plugs (M)
to (1) RCA Jack (F)

Part No.
19-1673P

(M) = Male Plug (F) = Female Socket

With one of the widest varieties of D-Subminiature connectors and modular adapters, we offer a complete D-Sub connectivity solution. Available in both gold-plated copper or tin alloy, crimp or solder styles, our offering provides the quality that you need at a reasonable cost. Our D-Sub hoods are available in plastic, as well as EMI/RFI protected metalized plastic and heavy duty metal. No D-Sub purchase is complete without reviewing our wide selection of **Emerson** D-Sub termination tools as seen

## D-Sub Crimp Kits

D-Subminiature Standard Hood Kits include Plastic Hood with Hardware, Connector and Crimp Contacts.

| Part No. | Pins | Gender |
|---|---|---|
| 40-7009MK | 9 | M |
| 40-7009SK | 9 | F |
| 40-7015MK | 15 | M |
| 40-7015SK | 15 | F |
| 40-7025MK | 25 | M |
| 40-7025SK | 25 | F |

## D-Sub Hoods with

Standard Plastic H Series Hoods with Rubber Grommets, includes Mounting Hardware.

| Part No. | Pins | Hood |
|---|---|---|
| 40-9709HG | 9 | Plastic |
| 40-9715HG | 15 | Plastic |
| 40-9725HG | 25 | Plastic |

Heavy Duty Metal HM Series Hoods with Rubber Grommets, includes Mounting Hardware.

| Part No. | Pins | Hood |
|---|---|---|
| 40-9709HMG | 9 | Metal |
| 40-9715HMG | 15 | Metal |
| 40-9725HMG | 25 | |

Metal

## 98 Series Crimp Style Panel & Cable Mount D-Sub Connectors

Gold-Plated Contacts, Copper-Plated Alloy tabbed with Gold-Plated Housing on Nickel Thermoplastic Insulator

| Part No. | Pins | Gender | Housing |
|---|---|---|---|
| 40-9809M | 9 | M | Copper/Gold |
| 40-9815M | 15 | M | Copper/Gold |
| 40-9825M | 25 | M | Copper/Gold |

| Part No. | Pins | Gender | Housing |
|---|---|---|---|
| 40-9809S | 9 | F | Copper/Gold |
| 40-9815S | 15 | F | Copper/Gold |
| 40-9825S | 25 | F | Copper/Gold |

(M) = Male Plug (F) = Female Socket

## 99 Series Crimp Style Panel & Cable Mount D-Sub Connectors

Gold-Plated Contacts, Press Fitted Tin Alloy Housing on Nickel Thermoplastic Insulator

| Part No. | Pins | Gender | Housing |
|---|---|---|---|
| 40-9909M | 9 | M | Tin |
| 40-9915M | 15 | M | Tin |
| 40-9925M | 25 | M | Tin |

| Part No. | Pins | Gender | Housing |
|---|---|---|---|
| 40-9909S | 9 | F | Tin |
| 40-9915S | 15 | F | Tin |
| 40-9925S | 25 | F | Tin |

## 94 Series Crimp Style Panel & Cable Mount High Density D-Sub Connectors

Gold-Plated Contacts, Press Fitted Tin Alloy Housing on Nickel Thermoplastic Insulator

| Part No. | Pins | Gender | Housing |
|---|---|---|---|
| 40-9415HDM | 15 | M | Tin |

| Part No. | Pins | Gender | Housing |
|---|---|---|---|
| 40-9415HDS | 15 | F | Tin |

## D-Sub Pins & Sockets

Standard D-Sub Pins for
98 & 99 Series (M)
Gold Plated

| Part No. | Quantity |
|---|---|
| 40-9854M | 25 per bag |
| 40-9856M | 100 per bag |

Standard D-Sub Pins for
98 & 99 Series (F)
Gold Plated

| Part No. | Quantity |
|---|---|
| 40-9864S | 25 per bag |
| 40-9866S | 100 per bag |

High Density D-Sub Pins for
98 & 99 Series (M)
Gold Plated

| Part No. | Quantity |
|---|---|
| 40-9428M | 100 per bag |



High Density D-Sub Pins for
98 & 99 Series (F)
Gold Plated

| Part No. | Quantity |
|---|---|
| 40-9428F | 100 per bag |

## D-Sub Termination

D-Sub Insertion
& Extraction Tool

| Part No. | Type |
|---|---|
| 40-9865 | Standard |
| 40-9427T | High-Density |

D-Sub Non-Ratchet
Crimp Tool
Crimps Non-
Insulated Open Barrel
Connectors & Contacts.

Blister No.
24-73733P

D-Sub Crimping Tool
for Precision Machined
Contacts, 4 Way Indent,
Crimps 20-26 AWG with
Built-in Contact Locator.

Blister No.
24-8643P

D-Sub Full Cycle Ratchet Crimping Tool
with Tension Adjustment Wheel,
Crimps 18-22 & 24-30 AWG,
Non-Insulated Open Barrel
Connectors, D-Sub Contacts.

Blister No.
24-8645P

D-Sub Full Cycle Ratchet Crimping Tool
Crimps 10-22 AWG Non-Insulated
Open Barrel Connectors, D-Sub &
V.35 Contacts.

| Blister No. | Replacement Die No. |
|---|---|
| 24-8644P | 99-8644 |

## D-Sub Hardware

Fig. A

Fig. B

Fig. C

Fig. D

Fig. E

Fig. F

| Description | Length | Figure | Gender | Part No. (1 Set) | Bulk (50 Sets) |
|---|---|---|---|---|---|
| Screw & Retainer | 0.31″ | A | M | 40-98440M | 40-98440M-C |
| Screw & Retainer | 0.55″ | B | M | 40-98441M | 40-98441M-C |
| Hex Female Screw Locks | 0.30″ | C | F | 40-98440F | 40-98440F-C |
| Hex Female Screw Locks | 0.50″ | D | F | 40-98442F | 40-98442F-C |
| Hex Standoff | 0.24″ | E | F | 40-98443N | 40-98443N-C |
| Thumbscrew Set | 1.25″ | F | M | 40-9844T | 40-9844T-C |

(M) = Male Plug (F) = Female Socket

## D-Sub Stainless Steel Wallplates

D-Sub Wallplates
Stainless Steel, White

| Pins | Single |
|---|---|
| 9 | 40-9535 |
| 15 | 40-9533 |
| 25 | 40-9531 |

## 97 Series Solder Style Panel & Cable Mount D-Sub Connectors

Gold-Plated Contacts, Copper Alloy/Gold-Plated Housing on Nickel Thermoplastic Insulator

| Part No. | Pins | Gender | Housing |
|---|---|---|---|
| 40-9709M | 9 | M | Copper/Gold |
| 40-9715M | 15 | M | Copper/Gold |
| 40-9725M | 25 | M | Copper/Gold |
| 40-9737M | 37 | M | Copper/Gold |
| 40-9750M | 50 | M | Copper/Gold |

| Part No. | Pins | Gender | Housing |
|---|---|---|---|
| 40-9709S | 9 | F | Copper/Gold |
| 40-9715S | 15 | F | Copper/Gold |
| 40-9725S | 25 | F | Copper/Gold |
| 40-9737S | 37 | F | Copper/Gold |
| 40-9750S | 50 | F | Copper/Gold |

## 95 Series Solder Style Panel & Cable Mount D-Sub Connectors

Gold-Plated Contacts, Tin Alloy Housing on Nickel Thermoplastic Insulator

| Part No. | Pins | Gender | Housing |
|---|---|---|---|
| 40-9509M | 9 | M | Tin |
| 40-9515M | 15 | M | Tin |
| 40-9525M | 25 | M | Tin |

| Part No. | Pins | Gender | Housing |
|---|---|---|---|
| 40-9509S | 9 | F | Tin |
| 40-9515S | 15 | F | Tin |
| 40-9525S | 25 | F | Tin |

## 95 Series Solder Style Panel & Cable Mount High Density D-Sub Connectors

Gold-Plated Contacts, Tin Alloy Housing on Nickel Thermoplastic Insulator

| Part No. | Pins | Gender | Housing |
|---|---|---|---|
| 40-9515HDM | 15 | M | Tin |
| 40-9526HDM | 26 | M | Tin |

| Part No. | Pins | Gender | Housing |
|---|---|---|---|
| 40-9515HDS | 15 | F | Tin |
| 40-9526HDS | 26 | F | Tin |

## IDC Headers & D-Sub Connectors

Dual Row Socket Connectors
- Headers
(0.01" x 1" Spacing
w/Strain Relief)

| Part No. | Pins |
|---|---|
| 40-8110 | 10 |
| 40-8114 | 14 |
| 40-8116 | 16 |
| 40-8120 | 20 |
| 40-8126 | 26 |
| 40-8134 | 34 |
| 40-8140 | 40 |
| 40-8150 | 50 |




D-Subminiature
Connectors
Plastic & Metal

| Part No. | Pins | Gender | Housing |
|---|---|---|---|
| 40-8309S | 9 | F | Plastic |
| 40-8309M | 9 | M | Plastic |
| 40-8315M | 15 | M | Plastic |
| 40-8325S | 25 | F | Plastic |
| 40-8325M | 25 | M | Plastic |
| 40-8425M | 25 | M | Metal |

These IDC connectors are constructed of phosphorus bronze contacts, flame retardant thermoplastic, and their insulation meets or exceeds UL-94 V-O.

These connectors are fully interchangeable with competitive Sockets and Headers, and are designed to work with 28 AWG Stranded or 30 AWG Solid Wire.

(M) = Male Plug (F) = Female Socket

## D-Sub Hoods

Standard Plastic 'H' Series
D-Sub Hoods
includes Mounting Hardware,
Gray.

| Part No. | Pins |
|---|---|
| 40-9709H | 9 |
| 40-9715H | 15 |
| 40-9725H | 25 |
| 40-9737H | 37 |
| 40-9750H | 50 |



Deluxe Plastic 'HX' Series
D-Sub Hoods
includes Mounting Hardware &
Set Screw to Hold Cable, Gray.

| Part No. | Pins |
|---|---|
| 40-9709HX | 9 |
| 40-9715HX | 15 |
| 40-9725HX | 25 |

Deluxe Metalized 'HS' Series
D-Sub Hoods
includes Mounting Hardware,
Shield Coating, Silver.

| Part No. | Pins |
|---|---|
| 40-9709HS | 9 |
| 40-9715HS | 15 |
| 40-9725HS | 25 |



Shielded Metal 'HM' Series
D-Sub Hoods
includes Hardware, Silver.

| Part No. | Pins |
|---|---|
| 40-9709HM | 9 |
| 40-9715HM | 15 |
| 40-9725HM | 25 |

## D-Sub Modular Adapter Kits (1-Piece



Color: Gray
Built to USOC Color

| Part No. | Mod | D-Sub | Gender | Housing |
|---|---|---|---|---|
| 40-9536M | RJ-12 | 9 | M | 1 Piece |
| 40-9536F | RJ-12 | 9 | F | 1 Piece |
| 40-9538M | RJ-45 | 9 | M | 1 Piece |
| 40-9538F | RJ-45 | 9 | F | 1 Piece |

| Part No. | Mod | D-Sub | Gender | Housing |
|---|---|---|---|---|
| 40-9558M | RJ-45 | 15 | M | 1 Piece |
| 40-9558F | RJ-45 | 15 | F | 1 Piece |

| Part No. | Mod | D-Sub | Gender | Housing |
|---|---|---|---|---|
| 40-9586M | RJ-12 | 25 | M | 1 Piece |
| 40-9586F | RJ-12 | 25 | F | 1 Piece |
| 40-9588M | RJ-45 | 25 | M | 1 Piece |
| 40-9588F | RJ-45 | 25 | F | 1 Piece |

## D-Sub Modular Adapter Kits (2-Piece



Color: Black
Built to Nevada Western Color Code

| Part No. | Mod | D-Sub | Gender | Housing |
|---|---|---|---|---|
| 40-9528M | RJ-45 | 9 | M | 1 Piece |
| 40-9528F | RJ-45 | 9 | F | 1 Piece |
| 40-9578M | RJ-45 | 25 | M | 1 Piece |

## Centronics Connectors

Centronics 50 Pin
Telco Cable Mount
Connector Kit (M)

Part No.
30-4809M

Centronics 50 Pin
Telco Cable Mount
Connector Kit (F)

Part No.
30-4809F

(M) = Male Plug (F) = Female Socket

When computer connectivity is the project at hand, turn to Emerson Network Power Connectivity Solutions. Offering a complete line of computer cables, including USB, RS-232, and IEEE 1284 printer cables, we can get you connected. If it's a LAN that you are setting up, we offer both Category 5E and Category 6 patch cables in assembled and low-profile molded versions. We also offer a wide selection of single mode and multimode fiber jumpers to meet your project requirements. Most standard fiber jumpers are available to ship from stock the same day. Custom Cat5E, Cat6 and fiber LAN cables are always available; just send us your requirements.

## Premium Multi-Coax Monitor

VGA/SVGA Multi-Coax 5 BNC Monitor Cable

| Part No. | Length | Conn. 1 | Conn. 2 |
|---|---|---|---|
| 73-6360-6 | 6 feet | HD15 (M) | 5BNC (M) |
| 73-6360-10 | 10 feet | HD15 (M) | 5BNC (M) |

VGA/SVGA Multi-Coax Monitor Cable

| Part No. | Length | Conn. 1 | Conn. 2 |
|---|---|---|---|
| 30-1511-6 | 6 feet | HD15 (M) | HD15 (M) |
| 30-1511-10 | 10 feet | HD15 (M) | HD15 (M) |

## VGA/SVGA Monitor Cables

VGA/SVGA Multi-Conductor Video Cable

| Part No. | Length | Conn. 1 | Conn. 2 |
|---|---|---|---|
| 30-1506MM | 6 feet | HD15 (M) | HD15 (M) |
| 30-1510MM | 10 feet | HD15 (M) | HD15 (M) |

VGA/SVGA Multi-Conductor Extension Cable

| Part No. | Length | Conn. 1 | Conn. 2 |
|---|---|---|---|
| 30-1506MF | 6 feet | HD15 (M) | HD15 |
| (F) | | | |
| 30-1510MF | 10 feet | HD15 (M) | HD15 |

## Universal Serial Bus Cables (USB Ver. 2.0)

These USB cables consist of one pair of 20-28 AWG wire for power distribution (low or full speed) and one pair of 28 AWG wire twisted, with a shield and overall jacket (full speed) for signal distribution.

USB A-B Cable
Version 2.0

| Part No. | Length | Conn. 1 | Conn. 2 |
|---|---|---|---|
| 30-3007-3 | 3 feet | USB A (M) | USB B (M) |
| 30-3007-6 | 6 feet | USB A (M) | USB B (M) |
| 30-3007-10 | 10 feet | USB A (M) | USB B (M) |
| 30-3007-15 | 15 feet | USB A (M) | USB B (M) |

USB A-A Extension Cable
Version 2.0

| Part No. | Length | Conn. 1 | Conn. 2 |
|---|---|---|---|
| 30-3008-6 | 6 feet | USB A (M) | USB A (F) |

USB A-A Cable
Version 2.0

| Part No. | Length | Conn. 1 | Conn. 2 |
|---|---|---|---|
| 30-3006-6 | 6 feet | USB A (M) | USB A (M) |
| 30-3006-10 | 10 feet | USB A (M) | USB A (M) |
| 30-3006-15 | 15 feet | USB A (M) | USB A (M) |

(M) = Male Plug (F) = Female Socket

## Bi-Directional Parallel Printer Cables

IEEE 1284 Centronics Printer Cable
18 Pair, 28AWEG, Dual-Shielded

| Part No. | Length | Conn. 1 | Conn. 2 |
|---|---|---|---|
| 30-1284AB-3 | 3 feet | DB25 (M) | Cent36 (M) |
| 30-1284AB-6 | 6 feet | DB25 (M) | Cent36 (M) |
| 30-1284AB-10 | 10 feet | DB25 (M) | Cent36 (M) |

Centronics Printer Cable
36 Conductor, 28 AWG, Shielded

| Part No. | Length | Conn. 1 | Conn. 2 |
|---|---|---|---|
| 30-9506CC | 6 feet | Cent36 (M) | Cent36 (M) |
| 30-9510CC | 10 feet | Cent36 (M) | Cent36 (M) |

Centronics Printer Cable
25 Conductor, 28 AWG, Shielded

| Part No. | Length | Conn. 1 | Conn. 2 |
|---|---|---|---|
| 30-9506MC | 6 feet | DB25 (M) | Cent36 (M) |
| 30-9510MC | 10 feet | DB25 (M) | Cent36 (M) |

## Serial & Parallel Extension Cables

Serial & Parallel Extension Cable
25 Conductor, 28 AWG, Shielded

| Part No. | Length | Conn. 1 | Conn. 2 |
|---|---|---|---|
| 30-9506MF | 6 feet | DB25 (M) | DB25 (F) |
| 30-9510MF | 10 feet | DB25 (M) | DB25 (F) |
| 30-9525MF | 25 feet | DB25 (M) | DB25 (F) |

DB9 Extension Cable (F)
Wired Pin to Pin

| Part No. | Length | Conn. 1 | Conn. 2 |
|---|---|---|---|
| 30-9506-77 | 6 feet | DB9 (F) | DB9 (F) |
| 30-9510-77 | 10 feet | DB9 (F) | DB9 (F) |

DB9 Data Extension Cable
Wired Pin to Pin

| Part No. | Length | Conn. 1 | Conn. 2 |
|---|---|---|---|
| 30-9506-99 | 6 feet | DB9 (M) | DB9 (F) |
| 30-9510-99 | 10 feet | DB9 (M) | DB9 (F) |

## D-Sub Switch Boxes & Cables

DB9 Data Switch Cable
Wired Pin to Pin

| Part No. | Length | Conn. 1 | Conn. 2 |
|---|---|---|---|
| 30-9506-88 | 6 feet | DB9 (M) | DB9 (M) |
| 30-9510-88 | 10 feet | DB9 (M) | DB9 (M) |

D-Sub Manual Data Switches
Rotary Switch, 2-amp capacity,
No AC Required, Boxed, Metal

| Part No. | Pins | Output |
|---|---|---|
| 30-9575-2 | 9 | 2-Way |
| 30-9585-2 | 25 | 2-Way |
| 30-9585-4 | 25 | 4-Way |

DB25 Data Switch Cable
25 Conductor, 28 AWG, Shielded

| Part No. | Length | Conn. 1 | Conn. 2 |
|---|---|---|---|
| 30-9506MM | 6 feet | DB25 (M) | DB25 (M) |
| 30-9510MM | 10 feet | DB25 (M) | DB25 (M) |
| 30-9525MM | 25 feet | DB25 (M) | DB25 (M) |

(M) = Male Plug (F) = Female Socket

## Serial Modem Cables

External Serial Modem Cable

| Part No. | Length | Conn. 1 | Conn. 2 |
|---|---|---|---|
| 30-9506-29 | 6 feet | DB25 (M) | DB9 (F) |
| 30-9510-29 | 10 feet | DB25 (M) | DB9 (F) |

## D-Sub Gender Changers

Gender Adapter
DB9 (F) to DB25 (M)

Part No.
30-9516

Gender Adapter
DB9 (M) to DB25 (F)

Part No.
30-9520

Null Modem Adapter
DB25 (M) to DB25 (F)

Part No.
30-9521

High Density D-Sub (SVGA)
Mini Gender Changers & Port Saver

| Part No. | Pins | Gender |
|---|---|---|
| 30-9537 | 15 | F to F |
| 30-9538 | 15 | F to M |

D-Sub Mini Gender Changers

| Part No. | Pins | Gender |
|---|---|---|
| 30-9530 | 9 | F to F |
| 30-9531 | 9 | M to M |
| 30-9532 | 15 | F to F |
| 30-9533 | 15 | M to M |
| 30-9534 | 25 | F to F |
| 30-9535 | 25 | M to M |

## AC Power Cables

Three Conductor Electrical Equipment Cords
Use with Computer Monitors, Printers, Peripheral Devices
& other Electronic Equipment,
7 Amp 125 V, 18 AWG.

Part No.
Length
65-3006
6 feet
65-3010

Panasonic Replacement AC Power Cords, 6 ft.

| Part No. | Style |
|---|---|
| 65-403P | Wide |

(M) = Male Plug (F) = Female Socket

With a comprehensive line of RF connectors, we can provide a complete connectivity solution. We stock 50 and 75 ohm cables for Audio, Video and Data requirements, including hook-up cables for satellite and CATV installations; RCA cables and adapter cables for TV, DVD and VHS hook-ups; as well as BNC cables for networking and video applications. If not in stock in our warehouse, our custom cable department offers the
capability to build any assembled or molded cable to your custom length or configuration, including BNC, 'N' UHF, Mini-UHF, TNC,

## Deluxe RCA Audio Cables with

Deluxe Dual RCA Hook-Up & Dubbing Cables with Gold Connectors, Molded Strain Relief, 75 Ohm, One Video - One Audio, Packaged for Retail Display.

| Part No. | Length | Conn. 1 | Conn. 2 |
|---|---|---|---|
| 603DUGP | 3 feet | RCA (M) | RCA (M) |
| 606DUGP | 6 feet | RCA (M) | RCA (M) |
| 612DUGP | 12 feet | RCA (M) | RCA (M) |

Deluxe RCA Hook-Up & Dubbing Cables with Gold Connectors, Molded Strain Relief, 75 Ohm, Packaged for Retail Display.

| Part No. | Length | Conn. 1 | Conn. 2 |
|---|---|---|---|
| 603RRGP | 3 feet | RCA (M) | RCA (M) |
| 606RRGP | 6 feet | RCA (M) | RCA (M) |

Deluxe Triple RCA Hook-Up & Dubbing Cables with Gold Connectors, Molded Strain Relief, 75 Ohm, One Video - Two Audio, Packaged for Retail Display.

| Part No. | Length | Conn. 1 | Conn. 2 |
|---|---|---|---|
| 603DMGP | 3 feet | RCA (M) | RCA (M) |
| 606DMGP | 6 feet | RCA (M) | RCA (M) |
| 612DMGP | 12 feet | RCA (M) | RCA (M) |

## RCA Audio/Video/Speaker

RCA (STEREO) Hook-Up & Dubbing Cables Molded Strain Relief, Shielded 75 Ohm, Red & White Color Coded, Packaged for Retail Display.

| Part No. | Length | Conn. 1 | Conn. 2 |
|---|---|---|---|
| 6803P | 3 feet | RCA (M) | RCA (M) |
| 6806P | 6 feet | RCA (M) | RCA (M) |
| 6812P | 12 feet | RCA (M) | RCA (M) |
| 6825P | 25 feet | RCA (M) | RCA (M) |

RCA (AUDIO) Hook-Up Cables Molded Strain Relief, Shielded 75 Ohm, Packaged for Retail Display, Black.

| Part No. | Length | Conn. 1 | Conn. 2 |
|---|---|---|---|
| 6706P | 6 feet | RCA (M) | RCA (M) |
| 6712P | 12 feet | RCA (M) | RCA (M) |

(M) = Male Plug (F) = Female Socket

## Video Cables

HDMI to HDMI Cables
For standard and High-Definition (720 &1080i) video formats providing up to 5Gbps of bandwidth

| Part No. | Length | Conn.1 | Conn.2 |
|---|---|---|---|
| 30-1611-1 | 1 meter | HDMI (M) | HDMI (M) |
| 30-1611-2 | 2 meter | HDMI (M) | HDMI (M) |
| 30-1611-3 | 3 meter | HDMI (M) | HDMI (M) |
| 30-1611-5 | 5 meter | HDMI (M) | HDMI (M) |

HDMI to DVI-D Single Link Cables
Designed for high-resolution video formats for connection of PC and Video components

| Part No. | Length | Conn.1 | Conn.2 |
|---|---|---|---|
| 30-1612-1 | 1 meter | HDMI (M) | DVI (M) |
| 30-1612-2 | 2 meter | HDMI (M) | DVI (M) |
| 30-1612-3 | 3 meter | HDMI (M) | DVI (M) |
| 30-1612-5 | 5 meter | HDMI (M) | DVI (M) |

SVHS Video Cables
Molded Strain Relief, 4-Pin Mini-Din, Black

| Part No. | Length | Conn. 1 | Conn. 2 |
|---|---|---|---|
| 6SVHS-6P | 6 feet | MD4 (M) | MD4 (M) |
| 6SVHS-10P | 10 feet | MD4 (M) | MD4 (M) |
| 6SVHS-15P | 15 feet | MD4 (M) | MD4 (M) |
| 6SVHS-25P | 25 feet | MD4 (M) | MD4 (M) |
| 6SVHS-50P | 50 feet | MD4 (M) | MD4 (M) |

## Audio Cables & Adapters

'Y' Adapter
(1) RCA Plug (M) to
(2) RCA Jacks (F)

Part No.
19-1671P

'Y' Adapter
(2) RCA Plugs (M) to
(1) RCA Jack (F)

Part No.
19-1673P

'Y' Adapter
Stereo 3.5 mm Mini-Plug (M) to (2) RCA Plugs (M)

Part No.
19-1670P

'Y' Adapter
Stereo 3.5 mm Mini-Plug (M) to (2) RCA Jacks (F)

Part No.
19-1672P

Stereo Adapter Cable
3.5 mm Plug (M) to
RCA Plug (M)

Part No.
19-1640P

Stereo Adapter Cable
3.5 mm Plug (M) to
3.5 mm Plug (M)

Part No.
19-1645P



'F' Jack (F) to
3.5 mm Plug (M)

Part No.
25-7540

3.5 mm (M) to
RCA Jack (F)

Part No.
25-7560

1/4" Stereo Jack (F)
to 3.5 mm Plug (M)

Part No.
19-1701

1/4" Stereo Plug (M)
to 3.5 mm Jack (F)

Part No.
19-1706

(M) = Male Plug (F) = Female Socket

## 75 Ohm 'F' to 'F' Hook-Up Cables for MATV/CATV/SATV/VCR/

F-59 Hook-Up Cable with Gold Connectors
Molded Strain Relief, 75 Ohm, Packaged
for Retail Display.

| Part No. | Length | Conn. 1 | Conn. 2 |
|---|---|---|---|
| 612FFGP | 12 feet | F (M) | F (M) |
| 615FFGP | 15 feet | F (M) | F (M) |

F-59 Hook-Up Cable with
Molded Strain Relief
75 Ohm, Bulk Packaged.

| Part No. | Length | Conn. 1 | Conn. 2 |
|---|---|---|---|
| 603FFBBU | 3 feet | F (M) | F (M) |

RG-59 Hook-up Cables with Molded Strain Relief
75 Ohm, Packaged for Retail Display.

| White | Length | Black | Conn. 1 | Conn. 2 |
|---|---|---|---|---|
| -------- | 6 inches | 666FFPB | F (M) | F (M) |
| 601FFP | 1 feet | 601FFPB | F (M) | F (M) |
| 602FFP | 2 feet | ---------- | F (M) | F (M) |
| 603FFP | 3 feet | 603FFPB | F (M) | F (M) |
| 606FFP | 6 feet | 606FFPB | F (M) | F (M) |
| 612FFP | 12 feet | 612FFPB | F (M) | F (M) |
| -------- | 15 feet | 615FFPB | F (M) | F (M |
| 625FFP | 25 feet | 625FFPB | F (M) | F (M) |
| 650FFP | 50 feet | 650FFPB | F (M) | F (M) |
| 675FFP | 75 feet | 675FFPB | F (M) | F (M) |
| 6100FFP | 100 feet | 6100FFPB | F (M) | F (M) |

F-59 Hook-Up Cable with Gold
'Quick Disconnect' Push-On Connectors
Molded Strain Relief, 75 Ohm,
Packaged for Retail Display.

| Part No. | Length | Conn. 1 | Conn. 2 |
|---|---|---|---|
| 603QQGP | 3 feet | F (M) | F (M) |
| 606QQGP | 6 feet | F (M) | F (M) |
| 612QQGP | 12 feet | F (M) | F (M) |

RG-6 Hook-up Cables with
Molded Strain Relief
75 Ohm, Packaged for Retail Display.

| White | Length | Black | Conn. 1 | Conn. 2 |
|---|---|---|---|---|
| 6-3FFP | 3 feet | 6-3FFPB | F (M) | F (M) |
| 6-6FFP | 6 feet | 6-6FFPB | F (M) | F (M) |
| 6-12FFP | 12 feet | 6-12FFPB | F (M) | F (M) |
| 6-25FFP | 25 feet | 6-25FFPB | F (M) | F (M) |

Call today for pricing and availability on any custom length RG-59 or RG-6 'F' cable assemblies.

## Silver Satin Flat Cables

Modular Data Extension Cords
(M) to (M) Plugs, Straight-Wired

| Part No. | Length | Color | Conductors |
|---|---|---|---|
| 30-4PP7 | 7 feet | Gray | 6P4C (RJ-11) |
| 30-4PP15 | 15 feet | Gray | 6P4C (RJ-11) |
| 30-4PP25 | 25 feet | Gray | 6P4C (RJ-11) |
| 30-6PP7 | 7 feet | Gray | 6P4C (RJ-12) |
| 30-6PP15 | 15 feet | Gray | 6P6C (RJ-12) |
| 30-6PP25 | 25 feet | Gray | 6P6C (RJ-12) |
| 30-8PP7 | 7 feet | Gray | 8P8C (RJ-45) |

Modular Telephone Extension Cord
(M) to (M) Plugs, Cross-Wired

| Part No. | Length | Color | Conductors |
|---|---|---|---|
| 32-1414 | 7 feet | Gray | 6P4C (RJ-11) |
| 32-1434 | 15 feet | Gray | 6P4C (RJ-11) |
| 32-1454 | 25 feet | Gray | 6P4C (RJ-11) |
| 32-6PP7 | 7 feet | Gray | 6P6C (RJ-12) |
| 32-6PP15 | 15 feet | Gray | 6P6C (RJ-12) |
| 32-6PP25 | 25 feet | Gray | 6P6C (RJ-12) |

## Coaxial LAN & Video Cables

BNC Cable Assemblies
Shielded BNC (M) to BNC (M), Black

| 50 Ohm | | 75 Ohm |
|---|---|---|
| RG-58 | Length | RG-59 |
| 6035BBP | 3 feet | 603BBP |
| 6065BBP | 6 feet | 606BBP |
| 6012BBP | 12 feet | 612BBP |
| 6025BBP | 25 feet | 625BBP |
| ---------- | 50 feet | 650BBP |
| ---------- | 75 feet | 675BBP |

(M) = Male Plug (F) = Female Socket

## Custom Made Coaxial Cables

As part of the Emerson Network Power Connectivity Solutions, we offer a wide selection of quality cables and jumpers in most connector styles and lengths. With production capabilities in USA, Mexico and Asia, we offer our customers the flexibility of quick turn assembled and molded cables in all styles and configurations, including Cat5E/6 jumpers, telco cables, Coaxial LAN, D-Sub, Audio/Video cables and many more.



RG-59 Audio & Video BNC to BNC Cables
Constructed of RG-59, 75 Ohm, 80% Braid, 22 AWG Stranded Cable, Matching Colored Boots & Cable.

| Length | Black Part No. | Blue Part No. | Green Part No. | Red Part No. | Yellow Part No. |
|---|---|---|---|---|---|
| 3 feet | 73-6310-3 | 73-6311-3 | 73-6312-3 | 73-6313-3 | 73-6314-3 |
| 6 feet | 73-6310-6 | 73-6311-6 | 73-6312-6 | 73-6313-6 | 73-6314-6 |
| 10 feet | 73-6310-10 | 73-6311-10 | 73-6312-10 | 73-6313-10 | 73-6314-10 |
| 25 feet | 73-6310-25 | 73-6311-25 | 73-6312-25 | 73-6313-25 | 73-6314-25 |

RG-59 Audio & Video RCA to RCA Cables
Constructed of RG-59, 75 Ohm, 80% Braid, 22 AWG Stranded Cable, Matching Colored Boots & Cable.

| Length | Black Part No. | Blue Part No. | Green Part No. | Red Part No. | Yellow Part No. |
|---|---|---|---|---|---|
| 3 feet | 73-7410-3 | 73-7411-3 | 73-7412-3 | 73-7413-3 | 73-7414-3 |
| 6 feet | 73-7410-6 | 73-7411-6 | 73-7412-6 | 73-7413-6 | 73-7414-6 |
| 10 feet | 73-7410-10 | 73-7411-10 | 73-7412-10 | 73-7413-10 | 73-7414-10 |
| 25 feet | 73-7410-25 | 73-7411-25 | 73-7412-25 | 73-7413-25 | 73-7414-25 |

RG-58 Thin Ethernet BNC to BNC Cables
Constructed of 50 Ohm, 95% Braid & 100% Foil Shield Cable, 20 AWG Stranded (Belden 9907 Equivalent), Black PVC Cable.

| Length | Black Boots Part No. | Blue Boots Part No. | Green Boots Part No. | Red Boots Part No. | Yellow Boots Part No. |
|---|---|---|---|---|---|
| 3 feet | 73-6340-3 | 73-6361-3 | 73-6362-3 | 73-6363-3 | 73-6364-3 |
| 6 feet | 73-6340-6 | 73-6361-6 | 73-6362-6 | 73-6363-6 | 73-6364-6 |
| 10 feet | 73-6340-10 | 73-6361-10 | 73-6362-10 | 73-6363-10 | 73-6364-10 |
| 25 feet | 73-6340-25 | 73-6361-25 | 73-6362-25 | 73-6363-25 | 73-6364-25 |

**As with all of our custom built cables, additional sizes are always available!**

RG-58AU & RG-58 Thin Ethernet BNC to BNC Cables
Constructed of RG-58AU, 50 Ohm, 95% Braid, 20 AWG Stranded Cable (Belden 8219 Equivalent), Black PVC Cable.

| Length | Black Boots Part No. | Blue Boots Part No. | Green Boots Part No. | Red Boots Part No. | Yellow Boots Part No. |
|---|---|---|---|---|---|
| 3 feet | 73-6300-3 | 73-6351-3 | 73-6352-3 | 73-6353-3 | 73-6354-3 |
| 6 feet | 73-6300-6 | 73-6351-6 | 73-6352-6 | 73-6353-6 | 73-6354-6 |
| 10 feet | 73-6300-10 | 73-6351-10 | 73-6352-10 | 73-6353-10 | 73-6354-10 |
| 25 feet | 73-6300-25 | 73-6351-25 | 73-6352-25 | 73-6353-25 | 73-6354-25 |

(M) = Male Plug (F) = Female Socket

## Other Custom Made Cables



LAN Crossover Patch Cables
4 Pair UTP, 24 AWG Stranded, RJ-45 to RJ-45, EIA568B, with Matching Colored Boots & Cable (unless otherwise specified).

| Length | Cat 5E-350 MHz | Cat 6-500 MHz |
|---|---|---|
| 3 feet | 74-778_X-3 | 74-888_X-3 |
| 7 feet | 74-778_X-7 | 74-888_X-7 |
| 10 feet | 74-778_X-10 | 74-888_X-10 |
| 14 feet | 74-778_X-14 | 74-888_X-14 |
| 25 feet | 74-778_X-25 | 74-888_X-25 |
| 50 feet | 74-778_X-50 | 74-888_X-50 |

Colors: '_'= 0-Gray, 1-Black, 2-Blue, 3-Green,
4-Red, 5-Yellow, 6-White,

25 Pair TELCO Cable Assemblies
AMP 50 Pin Centronics Connector, 25 Pair, 24 AWG, USOC Wired

| Length | (M) to (M) | (M) to (F) |
|---|---|---|
| 6 feet | 73-6930-6 | 73-6940-6 |
| 10 feet | 73-6930-10 | 73-6940-10 |
| 25 feet | 73-6930-25 | 73-6940-25 |
| 50 feet | 73-6930-50 | 73-6340-50 |

V.35 Cable Assemblies
V.35 to V.35 using 18 1/2 Pair Low Capacitance Dual Shielded Cable

| Length | (M) to (M) | (M) to (F) |
|---|---|---|
| 6 feet | 73-6500-6 | 73-6510-6 |
| 10 feet | 73-6500-10 | 73-6510-10 |
| 25 feet | 73-6500-25 | 73-6510-25 |
| 50 feet | 73-6500-50 | 73-6510-50 |

**Call today for pricing and availability on any custom cable assemblies.**

**Most name brand and equivalent connector styles are available to build to your configuration**

DB-9 to DB-9, D-Subminiature Cables
Fully loaded using 4 1/2 Pair, Dual Shield, Low Capacitance Cable.

| Length | (M) to (M) Part No. | (M) to (F) Part No. | (F) to (F) Part No. |
|---|---|---|---|
| 6 feet | 73-6210MM-6 | 73-6210MF-6 | 73-6210FF-6 |
| 10 feet | 73-6210MM-10 | 73-6210MF-10 | 73-6210FF-10 |
| 25 feet | 73-6210MM-25 | 73-6210MF-25 | 73-6210FF-25 |
| 50 feet | 73-6210MM-50 | 73-6210MF-50 | 73-6210FF-50 |

DB-15 to DB-15, D-Subminiature Cables
Fully loaded using 7 1/2 Pair, Dual Shield, Low Capacitance Cable.

| Length | (M) to (M) Part No. | (M) to (F) Part No. | (F) to (F) Part No. |
|---|---|---|---|
| 6 feet | 73-6220MM-6 | 73-6220MF-6 | 73-6220FF-6 |
| 10 feet | 73-6220MM-10 | 73-6220MF-10 | 73-6220FF-10 |
| 25 feet | 73-6220MM-25 | 73-6220MF-25 | 73-6220FF-25 |
| 50 feet | 73-6220MM-50 | 73-6220MF-50 | 73-6220FF-50 |

DB-25 to DB-25, D-Subminiature Cables
Fully loaded using 12 1/2 Pair, Dual Shield, Low Capacitance Cable.

| Length | (M) to (M) Part No. | (M) to (F) Part No. | (F) to (F) Part No. |
|---|---|---|---|
| 6 feet | 73-6230MM-6 | 73-6230MF-6 | 73-6230 FF-6 |
| 10 feet | 73-6230MM-10 | 73-6230MF-10 | 73-6230 FF-10 |
| 25 feet | 73-6230MM-25 | 73-6230MF-25 | 73-6230 FF-25 |
| 50 feet | 73-6230MM-50 | 73-6230MF-50 | 73-6230 FF-50 |

(M) = Male Plug (F) = Female Socket

## Fiber Optic Patch Cables

We offer a wide selection of quality fiber jumpers in most connector styles and lengths through our Optical division. Warehoused in Maryland, most standard configurations can be shipped same day. Custom lengths and configurations can be manufactured and shipped with a slightly longer lead time.

Multimode Patch Cord Styles

| | | | Insertion Loss | |
|---|---|---|---|---|
| Connector | Cable Type | Polish Type | Typical | Max |
| FCA SC | 50/125 µm, 62.5/125 µm | PC | <=-0.2 | <=-0.35 |
| FCA ST | 50/125 µm, 62.5/125 µm | PC | <=-0.2 | <=-0.35 |
| SC | 50/125 µm, 62.5/125 µm | PC | n/a | <=-0.5 |
| ST | 50/125 µm, 62.5/125 µm | PC | n/a | <=-0.5 |
| FC | 50/125 µm, 62.5/125 µm | PC | n/a | <=-0.5 |
| LC | 50/125 µm, 62.5/125 µm | PC | n/a | <=-0.5 |
| MU | 50/125 µm, 62.5/125 µm | PC | n/a | <=-0.5 |
| MT-RJ | 50/125 µm, 62.5/125 µm | Flat | n/a | <=-0.5 |
| MTP | 62.5/125 µm | Flat | n/a | <=-0.5 |
| FDDI | 62.5/125 µm | PC | n/a | <=-0.5 |
| Escon | 62.5/125 µm | PC | n/a | <=-0.5 |
| D4 | 62.5/125 µm | PC | n/a | <=-0.5 |
| Optiplug | 62.5/125 µm | PC | n/a | <=-0.5 |
| Optjack | 62.5/125 µm | PC | n/a | <=-0.5 |
| Min BNC | 62.5/125 µm | PC | n/a | <=-0.5 |
| Biconic | 62.5/125 µm | PC | n/a | <=-1.30 |
| SMA 905 | 62.5/125 µm | PC | n/a | <=-1.30 |
| SMA 906 | 62.5/125 µm | PC | n/a | <=-1.30 |

Call today for pricing and availability on our wide selection of standard length jumpers. Custom lengths and connector configurations are always available!



| Standard Fiber Jumper | Single mode | Multimode | Multimode |
|---|---|---|---|
| Cable Specifications | 8.3/125 µm | 62.5/125 µm | 50/125 µm |
| Buffer material | PVC | PVC | PVC |
| Buffer OD | 900 µm | 900 µm | 900 µm |
| Jacket material | PVC | PVC | PVC |
| Jacket OD | 3.0 mm | 3.0 mm | 3.0 mm |
| Jacket color | Yellow | Orange | Orange |
| Attenuation | 1.0 db/km @1310 nm | 3.75 db/km @850 nm | 3.75 db/km @850 nm |
| Attenuation | 75 db/km @1550 nm | 1.5 db/km @1310 nm | 1.5 db/km @1310 nm |
| Min. bandwidth | ----- | 160 kHz/km @850 nm | 160 kHz/km @850 nm |
| Min. bandwidth | ----- | 500 kHz/km @1310 nm | 500 kHz/km @1310 nm |
| Serial Gigabit Ethernet Distance (m) | ----- | ----- | 850 nm/1300 nm 600/600 |
| Serial 10 Gigabit Ethernet Distance (m) | ----- | ----- | 850 nm/1300 nm 82/- |
| Maximum tensile load cm | 100 N/cm | 100 N/cm | Maximum tensil load 100 N/ |
| Loaded min. bend radius | 5 cm | 5 cm | Loaded min. bend radius 5 cm |
| Unloaded min. bend radius cm | 3 cm | 3 cm | Unloaded min. bend radius 3 |
| Crush resistance | 750 N/cm | 750 N/cm | Crush resistance 750 N/cm |
| Impact resistance | 1,000 cycles | 1,000 cycles | Impact resistance 1,000 cycles |
| Flex resistance | 5,000 cycles | 5,000 cycles | Flex resistance 5,000 cycles |

Our LAN patch cables are designed and tested to meet and exceed ANSI/TIA-568-B.2 Category 5E and ANSI/TIA-568-B.2-1 Category 6 industry standards. Available in assembled and molded low-profile boots, we offer a wide selection of 10 standard colors and 9 standard lengths. These cables are constructed of 24 AWG unshielded twisted pair 350 MHz and 500 MHz UL cable, and are stocked in our

centrally located warehouse in Waseca, Minnesota.

In addition, our custom cable department is ready and able to build any custom length or special configuration LAN cable in all 10 standard colors, including crossover and shielded twisted pair patch cables. Private labeling and packaging are always available,

## Category 5E & 6 Patch Cables

### Features:

- Cables are designed with 50u" Gold-Plated Modular Plugs
- Molded Cables have a Flexible Low-Profile Snagless Strain Relief
- Cat5E Cables are constructed of UL 350 MHz 24 AWG UTP Cable
- Cat6 Cables are constructed of UL 500 MHz 24 AWG UTP Cable
- All Cables are Retail Packaged with UPC-A Barcode
- ETL Tested & Verified to Category 5E and Category 6 Standards

| | Cat5E Assembled | Cat5E Molded & Booted | Cat6 Molded & Booted |
|---|---|---|---|
| Length | Part No. | Part No. | Part No. |
| 1 ft. | 73-777x-1 | 73-779x-1 | 73-889x-1 |
| 3 ft. | 73-777x-3 | 73-779x-3 | 73-889x-3 |
| 5 ft. | 73-777x-5 | 73-779x-5 | 73-889x-5 |
| 7 ft. | 73-777x-7 | 73-779x-7 | 73-889x-7 |
| 10 ft. | 73-777x-10 | 73-779x-10 | 73-889x-10 |
| 14 ft. | 73-777x-14 | 73-779x-14 | 73-889x-14 |
| 25 ft. | 73-777x-25 | 73-779x-25 | 73-889x-25 |
| 50 ft. | 73-777x-50 | 73-779x-50 | 73-889x-50 |
| 100 ft. | 73-777x-100 | 73-779x-100 | 73-889x-100 |

X=Colors 0 (Gray), 1 (Black), 2 (Blue), 3 (Green), 4 (Red), 5 (Yellow), 6 (White), 7 (Orange),

Custom length assembled patch cables and crossover cables are also available with or without boots in all standard colors, as well as in pink, purple and orange, upon request.

### Category 5E Assembled Patch Cables

These assembled type cables are constructed of Stranded 350 MHz UL Cable, Category 5E rated RJ-45 Plugs, and are built to the EIA568B standard configuration. (Example: Assembled, Green, 10 ft. = p/n 73-7773-10.)




### Category 6 Molded Patch Cables

Designed with a low profile molded boot, these cables are constructed of Stranded 500 MHz UL Cable, Category 6 rated RJ-45 Plugs, and are built to the EIA568B standard configuration. (Example: Molded, Black, 3 ft. = p/n 73-8891-3.)

### Category 5E Molded Patch Cables

Designed with a low profile molded boot, these cables are constructed of Stranded 350 MHz UL Cable, Category 5E rated RJ-45 Plugs, and are built to the EIA568B standard configuration. (Example: Molded, Gray, 7 ft. = p/n 73-7790-7.)




These premium quality UL listed modular plugs are manufactured in the USA to meet or exceed the high data transmission standards required by current voice and data communication standards. They are designed to work with most standard crimp tools, as well as the complete line of **Emerson** crimp tools as found on page 52. These connectors are available in 4, 6, 8 and 10 pin versions, and the gold contacts consist of 50 micro-inch gold plating, and are built to work with both solid and stranded

## Modular Plugs

### Features:

- 50 micro-inch Gold-Plated contacts
- Easy Installation with most Crimp Tools
- UL Listed & Certified
- Made in U.S.A.

F

| Part No. | Figure | RJ-11 (6p4c) | RJ-12 (6p6c) | RJ-45 (8p8c) | CAT5 | CAT5e | CAT6 | Straight | Offset | Load Bar | Solid | Stranded | Flat | Round | Unshielded |
|---|---|---|---|---|---|---|---|---|---|---|---|---|---|---|---|
| 32-5964UL | A | Handset Plug RJ-22 (4p4c) | | | ✓ | | | ✓ | | | ✓ | ✓ | ✓ | ✓ | ✓ |
| 32-5954UL | B | ✓ | | | ✓ | | | ✓ | | | ✓ | ✓ | ✓ | | ✓ |
| 32-5994UL | B | ✓ | | | ✓ | | | ✓ | | | ✓ | ✓ | | ✓ | ✓ |
| 32-5956UL | C | | ✓ | | ✓ | | | ✓ | | | ✓ | ✓ | ✓ | | ✓ |
| 32-5996UL | C | | ✓ | | ✓ | | | ✓ | | | ✓ | ✓ | | ✓ | ✓ |
| 32-2098UL | F | | | ✓ | ✓ | | | ✓ | | | ✓ | ✓ | | ✓ | Shielded |
| 32-5958UL | D | | | ✓ | ✓ | | | ✓ | | | ✓ | ✓ | ✓ | | ✓ |
| 32-5998UL | D | | | ✓ | ✓ | | | ✓ | | | ✓ | ✓ | | ✓ | ✓ |
| 32-5998EUL | D | | | ✓ | | ✓ | | | ✓ | | ✓ | ✓ | | ✓ | ✓ |
| 32-2198UL | D | | | ✓ | | ✓ | | ✓ | ✓ | ✓ | ✓ | ✓ | | ✓ | ✓ |
| 32-6198UL | D | | | ✓ | | | ✓ | | ✓ | ✓ | ✓ | ✓ | | ✓ | ✓ |
| (Works with Belden 1872A and Bonded Cat6 7881 | | | | | | | | | | | | | | | |
| 32-5910UL | E | | | RJ-45 (10p10p | ✓ | | | ✓ | | | ✓ | ✓ | | ✓ | ✓ |

Cat5E & Cat6 Stranded Patch Cable
4 pair, 24 AWG Unshielded, EIA/TIA 568, 1,000 ft. 'Reel in Box' with cable length markings.

| Cat5E (350 MHz) (500 MHz) | | Cat6 Color |
|---|---|---|
| 65-9580 | Gray | 65-9680 |
| 65-9581 | Black | 65-9681 |
| 65-9582 | Blue | 65-9682 |
| 65-9583 | Green | 65-9683 |
| 65-9584 | Red | 65-9684 |
| 65-9585 | Yellow | 65-9685 |
| 65-9586 | White | 65-9686 |
| 65-9587 | Orange | 65-9687 |
| 65-9588 | Pink | 65-9688 |
| 65-9589 | Purple | 65-9689 |

Flat Silver Satin Telephone and Computer Equipment Wire
28 AWG, Stranded Wire , Spool, Gray

| Part No. | Cond. | Length | Listing |
|---|---|---|---|
| 65-TF254C | 4 | 500 feet | non-UL |
| 65-TF224M | 4 | 1,000 feet | non-UL |
| 65-TF256C | 6 | 500 feet | non-UL |
| 65-TF226M | 6 | 1,000 feet | non-UL |
| 65-TF258C | 8 | 500 feet | non-UL |
| 65-TF228M | 8 | 1,000 feet | non-UL |
| 65-TF264M | 4 | 1,000 feet | UL Listed |
| 65-TF266M | 6 | 1,000 feet | UL Listed |
| 65-TF268M | 8 | 1,000 feet | UL Listed |

Colored Snagless Boots
for RJ-45 8 Conductor Shielded and Unshielded Modular Plugs.

| Color | Round |
|---|---|
| Gray | 30-2900GY |
| Black | 30-2900BK |
| Blue | 30-2900BU |
| Green | 30-2900GN |
| Red | 30-2900RE |
| Yellow | 30-2900YE |
| White | 30-2900WH |

## Telephone Butt

UR Connector
3 Ports for 2 or 3 Wire Connections, for 19-26 AWG Wire.

| Part No. |
|---|
| 32-5001 |

UY Connector
Bundle Splice for 2 Wire Connections, for 22-26 AWG Wire.

| Part No. |
|---|
| 32-5002 |

UB Connector
Space Saving Tap Connector to tap into existing wire without interruption, for 22-26 AWG Wire.

| Part No. |
|---|
| 32-5003 |

B-Wire Connector
Splices 17 AWG Bare and 22 AWG Insulated Wire.

| Part No. | Quantity |
|---|---|
| 32-6000M | 1,000 per pack |
| 32-6001C | 100 per pack |

## Modular Couplers & Adapters

Shielded Cat5e RJ-45 Modular In-Line Coupler Straight Wired

| Part No. | Color |
|---|---|
| 30-9242 | Nickel Plated |

Unshielded Cat5e Panel Mount RJ-45 Modular In-Line Coupler Wired Straight for Data Applications.

| Part No. | Color | Pins |
|---|---|---|
| 30-9344G | Gray | 8 |
| 30-9344B | Black | 8 |
| 30-9344W | White | 8 |
| 30-9344 I | Ivory | 8 |

Unshielded Modular Duplex Adapter for splitting Voice, Modem, Fax and Data Lines.

| Part No. | Color | Pins |
|---|---|---|
| 32-1014 | Ivory | 4 |
| 32-1014W | White | 4 |
| 32-1016 | Ivory | 6 |
| 32-1016W | White | 6 |
| 32-1018 | Ivory | 8 |
| 32-1018W | White | 8 |

RJ-11 Three-Way Modular Adapter

| Part No. | Color | Pins |
|---|---|---|
| 32-1044 | Ivory | 4 |

Unshielded Modular In-Line Coupler Cross Wired for Voice Applications.

| Part No. | Color | Pins |
|---|---|---|
| 32-1004 | Ivory | 4 |
| 32-1004W | White | 4 |
| 32-1006 | Ivory | 6 |

Unshielded Modular In-Line Coupler Wired Straight for Data Applications.

| UL Part No. | Color | Pins |
|---|---|---|
| 30-1004UL | Ivory | 4 |
| 30-1006UL | Ivory | 6 |
| 30-1008KUL | Ivory | 8 |

## Modular Tools

4" UTP Stripping Tool
Strips 2, 4, 6 & 8 cond. Flat or Round Cable Solid and Stranded from 3.5 mm-9 mm.

Part No.
24-7740P

Modular Crimping Tool
Crimps & Strips 4, 6, 8 & 8 Keyed Modular Plugs, also works on AMP & Stewart Connectors.

| Part No. | Style |
|---|---|
| 24-4680P | Non-Ratchet |
| 24-4680RP | Ratchet |

Pro-Series Impact Punch Down Tool
Has a 66 & 110 Blade, a Twist Lock Mechanism, and Adjustable Impact Control.

Part No.
24-418P

LANtest Remote Cable Tester
Tests Pinout & Continuity for 4,6 & 8 pin USOC, RJ-45 568 A&B and Thinnet BNC Connections.

Part No.
24-517

## Keystone Wallplates



Standard Series Keystone Wallplates
Plastic, Individually Retail Packaged

| Ports | Ivory | White |
|---|---|---|
| 1 Port | 30-9209 | 30-9429 |
| 2 Port | 30-9210 | 30-9420 |
| 3 Port | 30-9211 | 30-9421 |
| 4 Port | 30-9223 | 30-9423 |
| 6 Port | 30-9212 | 30-9422 |

## Keystone Jacks

Cat5E RJ-45 Keystone Jacks (8p8c) ach 110 IDC is color coded for EIA 568A & 568B termination and each jack is designed to fit in any standard keystone wall-plate or surface mount box.

| 90° | 180° | Color |
|---|---|---|
| 30-7511 | 30-7711 | Black |
| 30-7512 | 30-7712 | Blue |
| 30-7513 | 30-7713 | Green |
| 30-7514 | 30-7714 | Red |
| 30-7515 | 30-7715 | Yellow |
| 30-7516 | 30-7716 | White |
| 30-7517 | 30-7717 | Orange |
| 30-7518 | 30-7718 | Ivory |
| --------- | 30-7719 | Gray |





90° Cat3 Tool-less Keystone USOC Jacks (Voice - 6p6c)

| Part No | Color |
|---|---|
| 30-9201 | Black |
| 30-9201BU | Blue |
| 30-9201RE | Red |
| 30-9201WH | White |
| 30-9201 IV | Ivory |

Shielded CAT5E RJ-45 Keystone Jacks (8p8c)

Part No.
33-7720

## Keystone Inserts

Keystone Blank Filler Insert

| Part No. | Color |
|---|---|
| 30-9213 | Ivory |
| 30-9213W | White |

Unshielded Cat 5e RJ-45 Keystone Feed Through Adapter

| Part No | Color |
|---|---|
| 30-9344B | Black |
| 30-9344I | Ivory |
| 30-9344G | Gray |
| 30-9344W | White |

Unshielded Cat 4 RJ-45 Keystone Feed Through Adapter Black

Part No.
30-9240

Our Patch Panels and Keystone Jacks are designed to provide a high reliability in data transmissions meeting or exceeding UL and EIA/TIA specifications. Each 110 IDC is color-coded for EIA 568A and 568B termination and each panel is individually boxed and includes 110 IDC dust caps, mounting screws and a disposable 110 IDC termination tool. Our Keystone Jacks and inserts are designed to fit in any standard keystone wallplate or surface mount box. Also see our complete offering of preassembled modular telephone wallplates and biscuit blocks on page 44.

## Category 5E Patch Panels

These patch panels are designed to provide a high reliability in data transmissions meeting or exceeding UL and EIA/TIA specifications.

Each 110 IDC is color coded for EIA 568A & 568B termination, and each panel is individually boxed and includes 110 IDC dust caps, mounting screws, and a disposable 110 IDC termination tool.



19" Rack Mount Cat5E Patch Panels
RJ-45/110 IDC, EIA 568A/B

| Part No. | Ports | Description |
|---|---|---|
| 30-7422AB | 16 Port Cat5e | 1.75" x 19" |
| 30-7424AB | 24 Port Cat5e | 1.75" x 19" |
| 30-7448AB | 48 Port Cat5e | 3.50" x 19" |

Vertical Wall Mount w/Bracket
RJ-45/110 IDC, EIA 568A/B

| Part No. | Ports |
|---|---|
| 30-8412AB | 12 Port Cat5e |

## 66 Block & Bracket

These 66 blocks are designed for termination of all voice, fax and modem lines in the closet where reliability is a necessity. These blocks meet or exceed voice grade specifications, terminate 22 to 26 AWG cross connect wire, and wall mount on our standard 89B bracket.



| Part No. | Description |
|---|---|
| 30-5760 | 50 Pair - 66 Block |
| 30-5765 | 89B Mounting Bracket |

## Mounting Hardware



Hinged Wallmount Patch Panel Bracket
5" depth, EIA/TIA Threaded Hole Pattern, Metal, Black

| Part No. | Ports | H | W | D |
|---|---|---|---|---|
| 30-5620 | 12, 16, 24 | 1.75" | x 19" | x 5" |
| 30-5624 | 32, 48 | 3.5" | x 19" | x 5" |
| 30-5648 | 96 | 7.0" | x 19" | x 5" |
| 30-5696 | 128 | 8.75" | x 19" | x 5" |



Hinged Wallmount Patch Panel Bracket
12" depth, EIA/TIA Threaded Hole Pattern, Metal, Black

| Part No. | Ports | H | W | D |
|---|---|---|---|---|
| 30-5648-12 | 96 | 7.0" | x 19" | x 12" |

## Modular Surface Mount Boxes



Single Port Surface Mount Box
Category 4 Screw Termination,
Bottom Entry Wiring

| Part No. | Color | Pins |
|---|---|---|
| 32-2034 | Ivory | 4 |
| 32-2034W | White | 4 |
| 32-2036 | Ivory | 6 |
| 32-2036W | White | 6 |
| 32-2038 | Ivory | 8 |
| 32-2038W | White | 8 |



Category 5E Surface Mount Boxes
PC Board Design, RJ-45/110 IDC, EIA 568A & 568B Termination, Plastic Housing

| Part No. | Ports | Color | Pins |
|---|---|---|---|
| 30-5198ABi | 1 Port | Ivory | 8 |
| 30-5198ABW | 1 Port | White | 8 |
| 30-5298ABi | 2 Port | Ivory | 8 |
| 30-5298ABW | 2 Port | White | 8 |

Dual Cat4 RJ-45 Surface Box
4 or 8 Conductor Screw Termination

| Part No. | Color | Pins | Termination |
|---|---|---|---|
| 32-2234 | Ivory | 8 | 8 Screws |
| 32-2234W | White | 8 | 8 Screws |

Single RJ-31X Surface Jack
8 Position with Shorting Bar,
Screw Termination

| Part No. | Color | Pins |
|---|---|---|
| 32-2058K | Ivory | 8 |

Single Port RJ-11 Surface Box
Rear Entry Wiring, Screw
Termination

| Part No. | Color | Pins |
|---|---|---|
| 32-2044 | Ivory | 4 |
| 32-2044W | White | 4 |

## Modular Telephone Wallplates

Wallmount Telephone RJ-11 Wallplate

| Part No. | Color | Pins | Blister No. |
|---|---|---|---|
| 32-1224 | Ivory | 4 | 31-1224P |
| 32-1224W | White | 4 | |
| 31-1224WP | | | |

Single Port Cat 4 Voice & Data Wallplates
Standard Finish

| Part No. | Color | Pins |
|---|---|---|
| 32-1204 | Ivory | 4 |
| 32-1204W | White | 4 |

Single Port Category 4 Telephone Wallplate
Smooth Finish

| Part No. | Color | Pins |
|---|---|---|
| 32-1205 | Ivory | 4 |
| 32-1205W | White | 4 |

Dual Port Telco & CATV Wallplate
RJ-11 & F-81, Standard Finish

| Part No. | Color | Pins |
|---|---|---|
| 32-1324 | Ivory | 4 |
| 32-1324W | White | 4 |

Dual Port Cat 4 Voice & Data Wallplates
Standard Finish

| Part No. | Color | Pins |
|---|---|---|
| 32-1214 | Ivory | 4 |
| 32-1214W | White | 4 |

We offer the most complete line of active and passive CATV interconnection devices from one distribution point. From digital splitters to miniature drop amplifiers to CATV termination accessories, our

products are built to meet the specifications and expectations of your local cable carrier, as well as the home installer. If you don't see the accessory that you need, please call us because chances are that we have it in stock!

## CATV Economy Splitters



CATV Economy Splitters
5 MHz to 900 MHz

Features epoxy sealed back plate providing weatherproof protection. Port spacing allows for easy installation of security shields, and each comes complete with a grounding screw.

| Part No. | Ports | Style | Bandwith | Isolation Loss | Insertion Loss |
|---|---|---|---|---|---|
| 11-4120 | 2-Way | Horizontal | 5 MHz - 900 MHz | 20db | 3.5db |
| 11-4130 | 3-Way | Horizontal | 5 MHz - 900 MHz | 20db | 6.5db/1@3.5db |
| 11-4140 | 4-Way | Horizontal | 5 MHz - 900 MHz | 30db | 6.5db |
| 11-4060 | 6-Way | Vertical | 5 MHz - 900 MHz | 30db | 10db |
| 11-4080 | 8-Way | Vertical | 5 MHz - 900 MHz | 30db | 10db |

## CATV Splitters - 5 MHz to 900

CATV 2-Way, Mini-Splitter
5 MHz to 900 MHz

Part No.
11-4110

Features epoxy sealed back plate. DC Passive 'T' style mini-housing designed for tight spaces. Horizontal port layout.

Isolation loss: 20db
Insertion Loss: 3.5db

Power Passing VHF Splitters
5 MHz to 900 MHz

AC/DC Power Path clearly marked from Input to Output and AC/DC Power Path via Induction from Input to 1 Output. Power Blocking from Input to all Remaining Outputs.

| Part No. | Ports | Style | Bandwith | Isolation Loss | Insertion Loss |
|---|---|---|---|---|---|
| 11-4820 | 2-Way | Horizontal | 5 MHz - 900 MHz | 30db | 3.5db |
| 11-4830 | 3-Way | Horizontal | 5 MHz - 900 MHz | 30db | 6.5db/1@3.5db |
| 11-4840 | 4-Way | Horizontal | 5 MHz - 900 MHz | 30db | 6.5db |

## Viewsonics™ Digital Couplers/Drop

DT

DTW

Digital Ready Indoor/Outdoor Coupler & Drop Taps
5 MHz to 1 GHz

These high isolation Power Passing Drop Taps, are constructed of precision machined 'F' connectors, mounted on a quality Zinc alloy diecast housing. A tin-plated and solder-sealed backplate provide over 110db RFI shielding and a high degree of anticorrosion protection. Available in Wallplate and 'T' type

| DT (T-Type) | DTW (Wallplate) | In | Out | Tap | Tap Value |
|---|---|---|---|---|---|
| VSDDT4 | VSDPDCW4 | 1 | 1 | 1 | 4db |
| VSDDT6 | VSDPDCW6 | 1 | 1 | 1 | 6db |
| VSDDT8 | VSDPDCW8 | 1 | 1 | 1 | 8db |
| VSDDT9 | VSDPDCW9 | 1 | 1 | 1 | 9db |
| VSDDT10 | VSDPDCW10 | 1 | 1 | 1 | 10db |
| VSDDT14 | VSDPDCW14 | 1 | 1 | 1 | 14db |
| VSDDT18 | VSDPDCW18 | 1 | 1 | 1 | 18db |

## Power Passing Drop Taps - 5 MHz to 900

High Isolation Power Passing Drop Taps, 82 Channel UHF/VHF/FM , low loss, plated metal housing with hole for mounting, vertical port

| Part No. | In | Out | Tap | Isolation |
|---|---|---|---|---|
| 11-4310-12 | 1 | 1 | 1 | 12db |
| 11-4310-17 | 1 | 1 | 1 | 17db |
| 11-4310-23 | 1 | 1 | 1 | 23db |

| Part No. | In | Out | Tap | Isolation |
|---|---|---|---|---|
| 11-4320-12 | 1 | 1 | 2 | 12db |
| 11-4320-17 | 1 | 1 | 2 | 17db |
| 11-4320-23 | 1 | 1 | 2 | 23db |

| Part No. | In | Out | Tap | Isolation |
|---|---|---|---|---|
| 11-4340-12 | 1 | 1 | 4 | 12db |
| 11-4340-17 | 1 | 1 | 4 | 17db |
| 11-4340-23 | 1 | 1 | 4 | 23db |

## Blocking Coupler & A/B Slide Switch

'F' Voltage Blocking Coupler
Blocks DC and Low Frequency AC Power-
Bandwidth: DC to 1 GHz,
Return Loss 25db, (M) to (F).

Part No.
25-7901

A/B Slide Switch
(2 to 1) or (1 to 2) use for 75 Ohm 'F' Hook-up cable. Allows quick selection of Cable, TV, Antenna or VCR. 60db isolation.

Part No.
15-5020

## CATV 12- & 16-Way Splitters - 5 MHz to 1

Viewsonics™

CATV Platinum Plus Splitter
Vertical, 5 MHz to 1 GHz

Features solder sealed back plate providing 130db RF shielding, a printed circuit design that ensures performance up to 1 GHz, and a specially plated Zinc housing allows for excellent corrosion resistance. Port spacing allows for easy installation of security shields, and each comes complete with a grounding screw.

| Part No. | Ports | Housing | Bandwith | Port to Port Isolation | Insertion Loss |
|---|---|---|---|---|---|
| VSPSREP12 | 12-Way | Vertical Ports | 5 MHz - 1 GHz | 22db | 14db |
| VSPSREP16 | 16-Way | Vertical Ports | 5 MHz - 1 GHz | 25db | 15.5db |

## CATV Digital Splitters - 5 MHz to 1

Viewsonics™

CATV Digital Ready Splitters
Vertical, 5 MHz to 1 GHz

Features solder sealed back plate providing 130db RF shielding, a printed circuit design that ensures performance up to 1 GHz, and a specially plated Zinc housing and 360° port sealing sleeves allow for excellent corrosion resistance. Port spacing allows for easy installation of security shields,
and each comes complete with a

| Part No. | Ports | Housing | Bandwith | Port to Port Isolation | Insertion Loss |
|---|---|---|---|---|---|
| VS2WDSV | 2-Way | Vertical Ports | 5 MHz - 1 GHz | 32db | 4.3db |
| VS3WDSV | 3-Way | Vertical Ports | 5 MHz - 1 GHz | 32db | 4.8/8.6db |
| VS3WBDSV | 3-Way Balanced | Vertical Ports | 5 MHz - 1 GHz | 28db | 7.5db |
| VS4WDSV | 4-Way | Vertical Ports | 5 MHz - 1 GHz | 32db | 8.6db |
| VS6WDSV | 6-Way | Vertical Ports | 5 MHz - 1 GHz | 33db | 11.1db |

CATV Digital Ready Splitters
Horizontal, 5 MHz to 1 GHz

Features solder sealed back plate providing 130db RF shielding, a printed circuit design that ensures performance up to 1 GHz, and a specially plated Zinc housing and 360° port sealing sleeves allow for excellent corrosion resistance. Port spacing allows for easy installation of security shields,
and each comes complete with a

| Part No. | Ports | Housing | Bandwith | Port to Port Isolation | Insertion Loss__ |
|---|---|---|---|---|---|
| VS2WDS | 2-Way | Horizontal Ports | 5 MHz - 1 GHz | 32db | 4.3db |
| VS3WDS | 3-Way | Horizontal Ports | 5 MHz - 1 GHz | 32db | 4.8/8.6db |
| VS3WBDS | 3-Way Balanced | Horizontal Ports | 5 MHz - 1 GHz | 28db | 7.5db |
| VS4WDS | 4-Way | Horizontal Ports | 5 MHz - 1 GHz | 32db | 8.6db |
| VS6WDS | 6-Way | Horizontal Ports | 5 MHz - 1 GHz | 20db | 10db |
| VS8WDS | 8-Way | Horizontal Ports | 5 MHz - 1 GHz | 20db | 12db |

## CATV Digital Amplifiers - 54 MHz to 1

Viewsonics™

Mini Drop Amplifier
54 MHz to 1 GHz (Boxed)

This compact digital ready amplifier is designed for restricted spaces and drop boxes, and features 6 KV combination wave surge protection, triple plated Zinc housing for
maximum corrosion protection, precision machined brass 'F' Connectors and an Internal Diplexor for increased band isolation. Power Adapter included.

Part No.
VSMA601C
VSMA602C
VSMA604C
VSMA608C

Single Sided Mini Drop Amplifier
54 MHz to 1 GHz (Boxed)

This compact digital ready amplifier has all ports on one side for use in restricted spaces and drop boxes, and features 6 KV combination wave surge protection, triple plated Zinc housing for maximum corrosion protection, precision machined brass 'F' Connectors and an internal Diplexor for increased band isolation. Power Adapter included.

Part No.
VSMA611C

Digital Ready Drop Amplifier
54 MHz to 1 GHz (Boxed)

This full-size Amplifier features 6 KV combination wave surge protection, triple plated Zinc housing for maximum corrosion protection, diecast Zinc plated 'F' Connectors
and an Internal Diplexor for increased band isolation. Power Adapter included, and available with or without Power Inserter. Power Adapter included.

| Ports | w/o Power Inserter | w/Power Inserter |
|---|---|---|
| 1 | VSA601C | VSA601CPI |
| 4 | VSA604C | VSA604CPI |
| 8 | VSA608C | VSA608CPI |

## CATV Coaxial Amplifiers

1 Way 25db TV/ VCR Amplifier
54 MHz to 900 MHz (Boxed)

Covers Mid & Super Bands 54 to 90 MHz, switchable FM Trap, 75 Ohm Input & Output, uses 110VAC Power Source, has built-in lightning protection, constructed with a heavy metal case, On/Off Light and a Low Noise-Integrated Circuit.

Gain: 25db VHF, 23db UHF
Noise: Low 5.4db, High 6.2db, UHF 14db
FM Trap Attenuation: 20db 95-108 MHz

Part No.
14-4999

1 Way 30db TV/ VCR Amplifier
with Adjustable Gain
54 MHz to 900 MHz (Boxed)

Solid State UHF/VHF/FM Amplifier, 30db gain with Adjustable Gain Control, switchable FM Trap, 75 Ohm Input & Output, uses 110VAC Power Source, constructed with a heavy metal case, UL listed.

Gain: 30db VHF, 26db UHF
Bandwidth: VHF 50-450 MHz
UHF 470-890 MHz

Part No.
14-4952

## CATV Modulator &

Channel 3 Signal Combiner
Has six-stage bypass/bandstop filter with adjustable balancing attenuators, enabling the use to combine a channel 3 output signal from a STV, MDS, VCR or Video Game device with an existing MATV System containing adjacent channel 2 and 4. The filtering system provides excellent harmonic reduction from all types of modulators used in STV, MDS or VCR units. Individually boxed.

Part No.
15-5883

RF Modulator
Receives Composite Audio & Video Signals from your VCR, Computer or other sources, and feeds RF signals to your TV set. Selectable channel 3 or 4 output, instructions included. Individually boxed.

Part No.
14-5641

## Attenuator Pads

'F' Mini- Attenuator Pads
Nickel Plated,
Accuracy within 5%,
Return Loss 20db, 22 AWG Center Pin, DC to 1 GHz Bandwidth,
(M) to (F)

| Part No. | Attenuation |
|---|---|
| FLN1G | 1db |
| FLN2G | 2db |
| FLN3G | 3db |
| FLN6G | 6db |
| FLN8G | 8db |
| FLN10G | 10db |
| FLN12G | 12db |
| FLN16G | 16db |
| FLN20G | 20db |

## CATV/SATV Accessories

Satellite & CATV
Grounding Blocks
with Brass F-81 connectors and
Zinc diecast block, includes
2 mounting and grounding
screws.

| Part No. | Style | Frequency |
|---|---|---|
| 12-2001 | Single | 2 GHz |
| 12-2002 | Dual | 2 |

CATV F-81 Grounding Blocks
Zinc diecast, includes
2 mounting screws.

| Part No. | Style | Frequency |
|---|---|---|
| 25-7220 | Single | 900 MHz |
| 25-7221 | Dual | 900 |

MHz

CATV F-81 Grounding Blocks
Zinc diecast, includes
2 mounting screws.

| Part No. | Style | Frequency |
|---|---|---|
| VSGB1-2G | Single | 2GHz |
| VSGB2-2G | Dual | |

2GHz

Plastic Feed Thru Bushings

| Part No. | Size | Style | Color |
|---|---|---|---|
| 25-7230 | RG-59 | Single | White |
| 25-7240 | RG-58 | Single | Black |
| 25-7231 | RG-6 | Single | White |
| 25-7241 | RG-6 | Single | Black |

Plastic Cable Clips
with Mounting Nail.

| Part No. | Size | Style | Color |
|---|---|---|---|
| 25-7250 | RG-59 | Single | White |
| 25-7260 | RG-59 | Single | Black |
| 25-7251 | RG-6 | Single | White |
| 25-7261 | RG-6 | Single | Black |
| 25-7263 | RG-6 | Dual | |

Black

COAX Seal
1/2" x 60" Moldable plastic.
Seals fittings from moisture,
Sold in 12 packs

Part No.
25-7955

Quick Disconnect
Matching Transformer
with Piercing Screws, Plastic.

Input: 75 Ohm
Output: 300 Ohm
VHF/UHF

Part No.
10-2280

## TV/CATV/Satellite - F-81 Wallplates

CATV/Satellite Wallplate with
2 GHz F-81 Connector
Flush Mount, Plastic

| Part No. | Color | Ports |
|---|---|---|
| 25-7770I2 | Ivory | Single |
| 25-7770W2 | White | Single |
| 25-7890I2 | Ivory | Dual |
| 25-7890W2 | White | |

Dual

Blank F-81 Wallplate
3/8" Center hole,
Flush Mount, Plastic

| Part No. | Color | Ports |
|---|---|---|
| 25-7750W | White | Single |
| 25-7750 | Ivory | Single |
| 25-7790 | Ivory | |

Dual

Dual Port Telco & CATV
Wallplate
RJ-11 & F-81, Flush Mount,
Plastic

| Part No. | Color | Ports |
|---|---|---|
| 32-1324 | Ivory | Dual |
| 32-1324W | White | Dual |

## Cable & Network Test Equipment

Network Installers Kit
This tool kit is a complete LAN tool kit designed for the datacom/network consultant, installer, or value user. It comes complete with a 24-LANTEST Network Tester, plus Crimper, Coaxial Stripping Tool, Pro-Series Punch Down Tool and Modular Plugs in
convenient zipper type carrying case.

Part No. 24-LANKIT

LANKIT Includes:

| | |
|---|---|
| (1) 24-4680P | RJ-11/12/45 Crimper |
| (1) 24-418P | 66/110 Impact Punch Tool |
| (1) 24-7742P | Pocket Stripper & Punch Tool |
| (1) 24-LANTEST | Network Tester w/case |
| (1) -------- | Fabric Zipper Carrying Case |

*Also includes a mix of RJ-11/12/45 Plugs and an assortment of colored RJ-45 Strain Relief Boots.

## Cable Tester Kits

Part No. 24-517

Tester Package Includes:
(2) BNC Adapter Cables, 15 cm
(1) BNC Adapter (M) to (M)
(1) 6" RJ-45 Modular Cable
(1) Deluxe Carrying Bag

LAN & Modular Cable Tester
This tester is designed to quickly read the correct pin configuration of 10/100 Base-T Cable (Cat 5/5E/6), 10 Base-2 Cable (coax), USOC RJ-45/RJ-11 Modular Cables, 356A, EIA/TIA-568A/B and Token Ring cables. With the remote terminator it can test cables installed up to 1,000 feet away through wall- plates and patch panels. It features auto or manual scan with pin-out LED indicators, it verifies cable continuity, opens, shorts, and reversed pairs, and it can check the cable ground. In addition, a power switch is
provided for conserving battery power, and

Part No. 24-LANTEST

LAN & USB Cable Tester Kit
This tester is a palm-sized unit with four different testing ports: RJ-45, RJ-11, USB, and BNC for the testing of today's most popular media. It can be used to verify the condition of cables, both before and after their installation. A passive module can be detached for testing the remote end of installed network cabling. One button testing offers easy operation and multiple LEDs give clear testing results. The unit will also automatically shut off when not in use. Carrying case included.

Part No.
24-513

Network Cable Tester
Quickly tests popular network cable wiring such as 258A specified by AT&T or 10/100 BaseT-Ethernet standard. It is equipped with a set of dip switch and jumpers, which allows you to test the pin-out status or custom configure as needed. Leather carrying case included.

With such a large complement of connectors to offer, it is only fitting that you'll find an equally complete offering of **Emerson** termination tools.This line of products includes both ratchet and non-ratchet crimp tools for coaxial, modular plugs, and D-Sub connectors. In addition, you will find a wide array of cable strippers, cutters, impact and nonimpact punch down tools, and a variety of multi-meters, cable testers and termination tool kits to meet your needs.

## Pro-Series 110 & 66 Impact Punch Down Tools

Pro-Series Impact Punch Down Tool Tool includes two blades. A 66 standard with a 110 installed in the handle. It has a Twist Blade Locking Mechanism, and an adjustable "Hi-Lo" Impact Control. (Replacement Blades are interchangeable with Harris™ Blades.)

| Part No. | Blade No. |
|---|---|
| 24-418P | 99-418 (110 only) |
| | 99-419 (66 only) |

## Non-Impact Punch Down

Non-Impact Punch Down Tool for 66 & 110 type terminations (punch only) with a reversible blade, 66 on one end and 110 on the other end.

Part No.
24-410P

Non-Impact Punch Down Tool for 66 type terminations (punch & cut) with a reversible blade, 66 punch on one end and a 66 cut on the other end.

Part No.
24-411P

## Keychain Punch Down Tools

Keychain Punch Tool for UTP/STP 110 IDC Terminations.

Part No.
30-7207

Pocket Stripper & Punch Tool for UTP/STP 110 IDC Terminations.

Part No.
24-7742P

## Modular Plug Crimping Tools

Modular Crimping Tool
that cuts, strips and terminates 4, 6, 8, & 8 Keyed Modular Plugs. (Works on AMP™ & Stewart™ Plugs.)

Non-Ratchet No. 24-4680P
w/ Ratchet No. 24-4680RP

Modular Crimping Tool
that cuts, strips and terminates 2, 4, 6, 8, & 8 Keyed Modular Plugs. (Will not work on AMP™ RJ-45 Plugs.)

Non-Ratchet No. 24-4681P
w/ Ratchet No. 24-4682P

Deluxe Modular Crimping Tool
that cuts, strips and terminates 2, 4, 6, 8, and 8 Keyed, 10, DEC 4 & 6 and 4 Conductor Handset Plugs. (Works on AMP™ RJ-45 Plugs only.)

w/ Ratchet No. 24-7865P

Economy Modular Crimping Tool
for RJ-11/12 Plugs. Cuts, strips and terminates 2, 4 and 6 Pin Modular Plugs.

Blister No. 24-7746P

Economy Modular Handset Crimping Tool
for RJ-22 Plugs. Cuts, strips and terminates 4 Pin Handset Plugs.

Blister No. 24-7749P

Economy Modular RJ-45 Crimping Tool
that cuts, strips and terminates 8 & 8 Keyed Modular Plugs.

Blister No. 24-7748P

## Wire Cutters & Strippers

Heavy Duty Cable Cutter
for cutting RG-8 Cable and Multi-Conductor Cable up to .500".

Blister No. 24-7378P

5" Cutter & Stripper
Thin profile,
Carbon Steel

Blister No. 24-7376P

All Purpose Utility Tool
Wire Stripper, Cutter, Plier & Crimper, strips 10 to 18 AWG Wire

Blister No. 24-7371P

5" Cutter Economy Stripper
Adjustable control, Return Spring, Carbon Steel

Blister No. 24-7375P

## D-Sub Crimping & Termination Tools

D-Sub Full Cycle Ratchet Crimping Tool
Crimps 10-22 AWG Non-Insulated Open Barrel Connectors, D-Sub & V.35 Contacts.

Blister No. 24-8644P
Replacement Die No. 99-8644



D-Sub Full Cycle Ratchet Crimping Tool with Tension Adjustment Wheel, crimps 18-22 & 24-30 AWG, Non-Insulated Open Barrel Connectors, D-Sub Contacts.

Blister No. 24-8645P

D-Sub Crimping Tool
for Precision Machined Contacts, 4 Way Indent, Crimps 20-26 AWG with Built-in Contact Locator.

Blister No. 24-8643P

Insulated Terminal Ratchet Crimping Tool
Crimps 10-22 AWG fully insulated terminals in an ovalized crimp.

Blister No. 24-8622P
Replacement Die No. 99-8622

See our wide selection of D-Sub components on pages 26-29.

D-Sub Non-Ratchet Crimp Tool
Crimps Non-Insulated Open Barrel Connectors & Contacts.

Blister No. 24-7373P

Automatic Trigger Stripper
for stripping Stranded Multi-conductor Cable and Solid Conductor Cable, 14-22 AWG.

Blister No. 24-4550P

4" Universal UTP Stripping Tool
for Round or Flat Wire and UTP Cable from 3.5 mm-9 mm max. Even irregular outshape of insulation can be put into the V and U slots . Strips 2, 4, 6 & 8 Conductor. Flat or Round, Solid or Stranded Cable.

Blister No. 24-7740P

Automatic Wire Stripper
Designed for Radio, TV & Computer and Telephone cabling applications to cut and strip insulation automatically.

Blister No. 24-4700P
size: 0.5-2.0 mm
Blister No. 24-4710P
size: 1.0-3.2 mm

## D-Sub Insertion Tools

Standard D-Sub Insertion & Extraction Tool

Part No.
40-9865

High-Density D-Sub Insertion & Extraction Tool

Part No.
40-9427T

## 'Compression Connector Crimping Tools

Compression Crimp Tool
For RG-59 & RG-6 Snap-N-Seal® compatible
20.3mm (F) Connectors..

Blister No. 24-7713P

New!

All-In-One Adjustable Ratchet Crimp Tool
for all types of BNC, F and RCA
Compression Connectors

Blister No. 24-7714P

## Economy 'F' Series Crimping

Economy Hex Crimping Tool
for RG-6 & RG-59. Economy
packaged in non-retail box.

Boxed No. 24-7709H

Standard Crimping Tool
for RG-6 & RG-59. Economy
packaged in non-retail box.

Boxed No. 24-7700

Standard Crimping Tool
for RG-6 & RG-59. Includes
(10) No. 25-7050 'F-59A'
Connectors with attached 1/8"
Ring.

Blister No. 24-7700P

## Heavy Duty 'F' Hex Crimping

Deluxe Hex Crimping Tool
for RG-8, 11 & 213.
Hex Sizes: .10", .322", .448"

Boxed No. 24-7711P

Deluxe Hex Crimping Tool
for large O.D. Cables, RG-6,
RG-11 & UHF RG-8.
Hex Sizes: .102", .359", .406"

Blister No. 24-7712P

Deluxe Hex Crimping Tool
for large O.D. Cables, RG-6 &
RG-59. Economy packaged in
non-retail box.
Hex Sizes: .255", .322"

Boxed No. 24-7710

Deluxe Hex Crimping Tool
for RG-6 & RG-59, retail packaged
with (10) No. 25-7030 'F-59ALM'
Connectors with attached 1/2"
Gripped Ring. Hex Sizes: .255",
.322"

Blister No. 24-7710P

## Universal Coaxial Crimping Tools

Universal Ratchet Crimping Tool
for BNC, TNC & Mini UHF.

Five crimp sizes for Pins &
Connector Ferrules. Crimps
2 & 3 piece Connectors.
Features adjustable crimp
pressure and quick release
safety latch.

Blister No. 24-9960P

| Hex Size | Use For |
|---|---|
| .068" | Center Conductor (16-22 AWG) |
| .110" | Center Conductor (10-13 AWG) |
| .213" | Ferrule for RG-58/59TFE/141/303/55/142/233/400 |
| .255" | Ferrule for RG-59/62/140/210/Belden 8279 |
| .324" | Ferrule for RG-6/143/212/222/Belden 8281,9231,9141 |

Replacement Frame & Dies:

| Part No. | Description | Hex Sizes |
|---|---|---|
| 99-DC-5 | Die - 2 pc BNC & TNC | .320", .385" |
| 99-N-8 | Die - 'N' (RG-8 Hex) | .110", .405 |
| 99-U-8 | Die - 'UHF' (RG-8 Diamond) | .110", .405 |
| 99-9960 | Die - BNC, TNC & MiniUHF | See 24-9960P sizes above |
| *99-9960F | Replacement Frame | ---------- |

Blister No.
24-8866P

'F' Ratchet Crimping Tool
Crimps RG-59, RG-6, and
RG-Quad Shield 'F' type
CATV connectors. Features
adjustable crimp pressure
and quick release safety
latch.

Hex Sizes: .255", .324", .354"

Blister No.
24-8865P

Ratchet Crimping Tool for
Twin-Ax
9" Ratchet Crimp Tool.
For Twin-Ax Ferrule and
Contacts. Features adjust-
able crimp pressure and
quick release safety latch.

Hex Sizes: .429", .075", .075"

*Note: All dies listed on this page are interchangeable with this Tool

## Standard Series Ratchet Crimping Tools

This series of tools offers a wide selection of interchangeable dies, a high quality steel frame with a full cycle ratchet mechanism and a quick release safety latch. All are blister packaged for retail display.

| Tool Part No. | Cable Size | Description | Hex Sizes | Die Part # |
|---|---|---|---|---|
| 24-328P | RG-58, RG-161, RG-178, RG-174,RG-182, RG-188, RG-316 | SMA, SMB, Fiber . | 043", .069", .100" .128", .151", .210" | 99-328 |
| 24-8856P | RG-6, RG-8 RG-59, RG-62 | Crimps BNC-TNC 3 pc. Connectors with standard rings | .390", .275", .065" | 99-8856 |
| 24-8857P | RG-58, RG-58AU RG-139, RG-185 RG-188, RG-316 | Crimps BNC-TNC 3 pc. Connectors with standard rings | .235", .128", .065" | 99-8857 |
| 24-8858P | RG-58, RG-58AU, RG-59 | Crimps BNC-TNC Teflon, RG-62 Teflon & 3 pc. Connectors also crimps 1/2" ring 'F' Connectors | .325", .210", .065" | 99-8858 |
| 24-8859P | RG-59, RG-62 Belden 8281 | Crimps BNC-TNC 2 & 3 pc. Connectors with standard & dual crimp rings | .325", .258", .066" | 99-8859 |
| 24-8789P | RG-58, RG-59, RG-62, RG-58TFE, RG-59TFE, RG-62TFE | Crimps BNC & TNC 2 & 3 pc. Connectors . with standard crimp rings by AMP, Kings and Amphenol | 257", .210", .060" | 99-8789 |
| 24-9858P | RG-58, RG-59TFE | Crimps 2 pc. BNC & TNC Connectors | .320", .211" | 99-9858 |
| 24-9859P | RG-59, RG-62 | Crimps 2 pc. BNC & TNC Connectors | .320", .250" | 99-9859 |
| 24-9958P | RG-58, RG-58TFE, RG-59TFE, RG-141TFE, RG-142, RG-223, RG-400 RG-303, RG-55 | Crimps 3 pc. BNC-TNC & Mini-UHF Connectors | .213", .060" | 99-9958 |
| 24-9959P | RG-59, RG-62, RG-450 | Crimps 3 pc. BNC-TNC Proflex, . RG-8X & Mini-UHF Connector | 255", .060" | 99-9959 |
| 24-9912P | RG-122, 180, 34M RG-195, 8218, RG-174 188, RG-179, 187, 316 | Crimps 3 pc. BNC-TNC . Connectors | 184", .060" | 99-9912 |
| 24-8644P | Open Barrel Crimper V.35 Contacts, 10-22 AWG | Crimps open barrel - Non-insulated Connectors D-sub, Mini pins & sockets | --------- | 99-8644 |
| *99-frame-9" | ---------- | 9" Frame for Standard Ratchet Tools | ---------- | |

*Note: All standard series dies on this page are interchangeable with this Tool Frame.

## Offset Ratchet Crimping

Ratchet Crimping Tool for 2- & 3-Piece Crimp Connectors.

Offset die with 3 crimp sizes for Pins & Connector Ferrule including 'F' Connectors and RG-58 & 59TFE Cable. Features adjustable crimp pressure and quick release safety

Part No.
24-8861P

| Hex Size | Use For |
|---|---|
| .060" | Center Conductor |
| .210" | Ferrule for RG-58/141/303/55/142/233/400 |
| .320" | Ferrule for RG-6/143/212/222/Belden 8281,9231,9141 |

Ratchet Crimping Tool for 3-Piece Crimp Connectors.

Offset die with 3 crimp sizes for Pins & Connector Ferrule including RG-58 & 59TFE Cable. Features adjustable crimp pressure and quick release safety latch.

Part No.
24-8860P

| Hex Size | Use For |
|---|---|
| .060" | Center Conductor |
| .210" | Ferrule for RG-58/141/303/55/142/233/400 |
| .255" | Ferrule for RG-59/62/140/210/Belden 8279 |

## Self-Adjusting Coax Strippers

2-Step Cable Stripper
with self-adjusting replacement blades for RG-6, 58, 59 & 62.

Blister No. Blades No.
24-7732P

3-Step Cable Stripper
with self-adjusting replacement blades for RG-6, 58, 59 & 62.

Blister No. Blades No.
24-7733P

## 3-Step Coax Strippers

3-Step Cable Stripper
with adjustable replacement blades for standard & Teflon RG-58, 59 & 62.

Blister No. Blades No.
24-7737P
99-7737

3-Step Cable Stripper
with adjustable replacement blades for standard & Teflon RG-59, RG-6 & Belden 8281.

Blister No. Blades No.
24-7738P

3-Step Cable Stripper
with non-adjustable replacement blades RG-8, 11 & 213.

Blister No. Blades No.
24-7739P

## 2-Step Coax Strippers

2-Step Cable Stripper
with adjustable replacement blades for standard & Teflon RG-58, 59 & 62.

Blister No. Blades No.
24-7735P
99-7735

2-Step Cable Stripper
with adjustable replacement blades for standard & Teflon RG-59, RG-6 & Belden 8281.

Blister No. Blades No.
24-7736P

2-Step Cable Stripper
with non-adjustable replacement blades RG-8, 11 & 213.

Blister No. Blades No.
24-7731P

Universal 2-Step Cable Stripper
with adjustable replacement blades for RG-6, 58, 59 & 62.

Blister No. Blades No.
24-7734P
99-7734

2-Step Cable Stripper
with adjustable replacement blades for RG-6, 58, 59 & 62.
Poly bagged.

Part No.
VSCST-1B

## Nylon Cable Ties



### Multi-Use Nylon Cable Ties

| Strength | Color | Length | Width | 1,000 Pack | 500 Pack | 100 Pack |
|---|---|---|---|---|---|---|
| 18 lbs. | Natural | 4″ | 0.10″ | 9201M | -------- | 9201C |
| 18 lbs. | Natural | 8″ | 0.10″ | 9203M | -------- | 9203C |
| 40 lbs. | Natural | 8 1/2″ | 0.15″ | 9204M | -------- | 9204C |
| 40 lbs. | Black | 8 1/2″ | 0.187″ | 9207M | -------- | 9207C |
| 40 lbs. | Natural | 11 5/8″ | 0.187″ | 9205M | -------- | 9205C |
| 40 lbs. | Black | 11 5/8″ | 0.187″ | -------- | -------- | 9208C |
| 40 lbs. | Natural | 14 5/8″ | 0.187″ | -------- | 9206D | 9206C |
| 40 lbs. | Black | 14 5/8″ | 0.187″ | -------- | 9209D | 9209C |

## Tool & Work Bench Accessories

Deluxe White Magnifying Lamp

This lamp has a a strong extendable 45″ white enameled steel arm for precise positioning and a heavy-duty clamp for desk edge, table or fixed horizontal surface mounting. It is designed with a 5″ diameter lens for extra magnification for reading, hobbies or close work to prevent eye strain, a 22W fluorescent circular tube for work area illumination, and a 3 conductor cord set with outlet. Lamp is individually packaged in an attractive Retail Box and is sold in cases of four.

Part No.
39-100

6 ″ 'F' Nutdriver
This 7/16″ Nutdriver is designed for 'F' Connector removal and installation.

Part No.
24-3306P

Alligator Clip Jumpers
2-ft. lengths, 26 AWG,
5 Colors (2 per Color)

Part No.
46-400

Rosin Core Solder Tubes of 60/40
120 inches, 24 tubes per
Counter Display Box

Part No.
46-502

Plastic Electrical Tape
Black, 3/4″ x 60 ft.,
individually
Cellophane
Wrapped, 10 in a pack.

Part No.
25-7950

We offer a diverse selection of AC and DC power adapters for general use for the international traveler requiring power conversion; to the bench tech requiring a heavy-duty power supply; or to the everyday computer user requiring PC surge protection. As a division of Emerson Network Power, if we don't have the power converter that you require, we can put you in touch with the Emerson division that does.

## AC Surge Protectors

Fig. A

Fig. B

Fig. C

| Part No. | Style | AC Outlets | Cord (feet) | MOV's | EMI/RFI | Data Port | Figure |
|---|---|---|---|---|---|---|---|
| 37-004 | Strip | 6 | 4 | 1 | No | No | A |
| 37-006 | Strip | 6 | 4 | 1 | Yes | No | B |
| 37-301 | Wall Cube | 1 | – | 1 | No | No | C |

## AC/DC Power Supplies (Individually Boxed)

Fig. A

Fig. B

Fig. C

| Part No. | Input AC | Output DC | Amps | Protection | Binding Posts | Weight | Dimensions | Figure |
|---|---|---|---|---|---|---|---|---|
| 38-381 | 115VAC | 13.8VDC | 10A | Fuse | No | 9 1/2 lbs. | 6.75" x 6.5" x 4.5" | A |
| 38-382 | 115VAC | 13.8VDC | 20A | Fuse | Yes | 16 lbs. | 11.25" x 7.75" x 5" | B |
| 38-383 | 115VAC | 13.8VDC | 3A | Fuse | Yes | 3 1/2 lbs. | 7" x 3.5" x 2.75" | C |
| 38-384 | 115VAC | 13.8VDC | 4A | Fuse | Yes | 5 1/2 lbs. | 7.5" x 4.75" x 3" | C |
| 38-386 | 115VAC | 13.8VDC | 6A | Fuse | No | 3 1/3 lbs. | 7.25" x 6.25" x 4" | A |

## AC/DC Power Adptres

1600 Watt Foreign Travel Converter/ Transformer Kit
Converts 240 VAC into 120 VAC to operate electrical equipment for up to 1600 Watts usage, and includes 5 interchangeable adapters.

Part No. 37-3516K

AC Adapter 500 MA
Multi Voltage Heavy Duty Model
- With Multi-Plugs
- For Converting 117 Volts, AC Home Current to Low Voltage, DC Current to Operate Battery Powered Equipment. (3V, 4.5V, 6V, 7.5V, 9V, 12V)

Blister No. 38-305

AC Adapter 1200 MA
Multi-Voltage Heavy Duty Model
- With Multi-Plugs
- For Converting 117 Volts, AC Home Current to low Voltage DC Current to Operate Battery Powered Equipment. (1.5V, 3V, 4.5V, 6V, 7.5V, 9V, 12V)
- Boxed

Part No. 38-313

| Part No. | Page |
|---|---|
| 10-2280 | 49 |
| 11-4060 | 45 |
| 11-4080 | 45 |
| 11-4110 | 45 |
| 11-4120 | 45 |
| 11-4130 | 45 |
| 11-4140 | 45 |
| 11-4310-12 | 46 |
| 11-4310-17 | 46 |
| 11-4310-23 | 46 |
| 11-4320-12 | 46 |
| 11-4320-17 | 46 |
| 11-4320-23 | 46 |
| 11-4340-12 | 46 |
| 11-4340-17 | 46 |
| 11-4340-23 | 46 |
| 11-4820 | 45 |
| 11-4830 | 45 |
| 11-4840 | 45 |
| 12-2001 | 49 |
| 12-2002 | 49 |
| 14-4952 | 48 |
| 14-4999 | 48 |
| 14-5641 | 48 |
| 15-5020 | 46 |
| 15-5883 | 48 |
| 19-1201 | 24 |
| 19-1202 | 24 |
| 19-1203 | 25 |
| 19-1204 | 25 |
| 19-1205 | 22 |
| 19-1206 | 22 |
| 19-1207 | 22 |
| 19-1212 | 22 |
| 19-1213 | 22 |
| 19-1237 | 25 |
| 19-1238 | 25 |
| 19-1268 | 22 |
| 19-1303 | 22 |
| 19-1304 | 22 |
| 19-1310 | 22 |
| 19-1312 | 22 |
| 19-1313 | 22 |
| 19-1315 | 22 |
| 19-1316 | 22 |
| 19-1318 | 22 |
| 19-1319 | 22 |
| 19-1640P | 34 |
| 19-1645P | 34 |
| 19-1670P | 24, 36 |
| 19-1671P | 24, 36 |
| 19-1672P | 24, 36 |
| 19-1673P | 24, 36 |
| 19-1701 | 24, 36 |
| 19-1702 | 23 |

| Part No. | Page |
|---|---|
| 19-1706 | 24, 36 |
| 19-2500-10PB | 23 |
| 19-2502-10PB | 23 |
| 19-2502G-10PB | 23 |
| 19-2503-10PB | 23 |
| 19-2504-10PB | 23 |
| 19-2505-10PB | 23 |
| 19-2506-10PB | 23 |
| 19-2600-10PB | 23 |
| 19-2601G-10PB | 23 |
| 19-2602-10PB | 23 |
| 19-2603-10PB | 23 |
| 19-2604-10PB | 23 |
| 19-2605-10PB | 23 |
| 19-2606-10PB | 23 |
| 24-328P | 55 |
| 24-3306P | 57 |
| 24-410P | 51 |
| 24-411P | 51 |
| 24-418P | 47, 63 |
| 24-4550P | 53 |
| 24-4680P | 41, 52 |
| 24-4680RP | 41, 52 |
| 24-4681P | 52 |
| 24-4682P | 52 |
| 24-4700P | 53 |
| 24-4710P | 53 |
| 24-513 | 50 |
| 24-517 | 41, 50 |
| 24-7371P | 52 |
| 24-7373P | 27, 53 |
| 24-7375P | 52 |
| 24-7376P | 52 |
| 24-7378P | 52 |
| 24-7700 | 54 |
| 24-7700P | 54 |
| 24-7709H | 54 |
| 24-7710 | 17, 54 |
| 24-7710P | 66 |
| 24-7711P | 54 |
| 24-7712P | 54 |
| 24-7713P | 54 |
| 24-7714P | 54 |
| 24-7714P | 23, 54 |
| 24-7731P | 56 |
| 24-7732P | 23, 56 |
| 24-7733P | 56 |
| 24-7734P | 56 |
| 24-7735P | 56 |
| 24-7736P | 56 |
| 24-7737P | 56 |
| 24-7738P | 56 |
| 24-7739P | 56 |
| 24-7740P | 41, 53 |
| 24-7742P | 51 |

| Part No. | Page |
|---|---|
| 24-7746P | 52 |
| 24-7748P | 52 |
| 24-7749P | 52 |
| 24-7865P | 52 |
| 24-8622P | 53 |
| 24-8643P | 27, 53 |
| 24-8644P | 27, 53, 55 |
| 24-8645P | 27, 53 |
| 24-8789P | 55 |
| 24-8856P | 55 |
| 24-8857P | 55 |
| 24-8858P | 55 |
| 24-8859P | 55 |
| 24-8860P | 55 |
| 24-8861P | 55 |
| 24-8865P | 54 |
| 24-8866P | 16, 54 |
| 24-9858P | 55 |
| 24-9859P | 55 |
| 24-9912P | 55 |
| 24-9958P | 55 |
| 24-9959P | 55 |
| 24-9960P | 54 |
| 24-LANKIT | 50 |
| 24-LANTEST | 50 |
| 25-2200 | 19 |
| 25-2202 | 19 |
| 25-2203 | 19 |
| 25-2502-10PB | 16, 23 |
| 25-2502G-10PB | 16, 23 |
| 25-2601-10PB | 16, 23 |
| 25-2601G-10PB | 16, 23 |
| 25-7000 | 17 |
| 25-7000G | 17 |
| 25-7010 | 17 |
| 25-7020 | 17 |
| 25-7030 | 17 |
| 25-7031 | 17 |
| 25-7032 | 16 |
| 25-7033 | 16 |
| 25-7034 | 16 |
| 25-7035 | 17 |
| 25-7036 | 16 |
| 25-7040 | 18 |
| 25-7047 | 16 |
| 25-7049 | 17 |
| 25-7050 | 17 |
| 25-7056 | 16 |
| 25-7066 | 16 |
| 25-7080 | 17 |
| 25-7081 | 17 |
| 25-7090 | 18 |
| 25-7100 | 17 |
| 25-7110 | 18 |
| 25-7120 | 17 |

| Part No. | Page |
|---|---|
| 25-7121 | 17 |
| 25-7140 | 19 |
| 25-7141 | 19 |
| 25-7146 | 17 |
| 25-7150 | 16 |
| 25-7160 | 16 |
| 25-7180 | 16 |
| 25-7190 | 17 |
| 25-7191 | 17 |
| 25-7192 | 17 |
| 25-7200 | 18 |
| 25-7200L | 18 |
| 25-7210 | 18 |
| 25-7220 | 49 |
| 25-7221 | 49 |
| 25-7230 | 49 |
| 25-7231 | 49 |
| 25-7240 | 49 |
| 25-7241 | 49 |
| 25-7250 | 49 |
| 25-7251 | 49 |
| 25-7260 | 49 |
| 25-7261 | 49 |
| 25-7263 | 49 |
| 25-7270 | 15 |
| 25-7280 | 17 |
| 25-7290 | 22 |
| 25-7300 | 13 |
| 25-7305 | 13 |
| 25-7310 | 13 |
| 25-7320 | 13 |
| 25-7330 | 13 |
| 25-7340 | 13 |
| 25-7350 | 13 |
| 25-7362 | 13 |
| 25-7365 | 10, 13 |
| 25-7420 | 9, 13 |
| 25-7430 | 10 |
| 25-7500 | 10, 19 |
| 25-7510 | 10, 24 |
| 25-7530 | 19, 24 |
| 25-7540 | 19, 25, 34 |
| 25-7550 | 13, 19 |
| 25-7560 | 24, 34 |
| 25-7570 | 19, 24 |
| 25-7580 | 19, 24 |
| 25-7600 | 19 |
| 25-7620 | 18 |
| 25-7630 | 18 |
| 25-7640 | 18 |
| 25-7650 | 18 |
| 25-7651 | 18 |
| 25-7652 | 18 |
| 25-7654 | 18 |
| 25-7660 | 18 |

| Part No. | Page |
|---|---|
| 25-7670 | 18 |
| 25-7680 | 18 |
| 25-7690 | 22 |
| 25-7750 | 49 |
| 25-7750W | 49 |
| 25-7770I2 | 49 |
| 25-7770W2 | 49 |
| 25-7790 | 49 |
| 25-7890I2 | 49 |
| 25-7890W2 | 49 |
| 25-7950 | 57 |
| 25-7955 | 49 |
| 25-7958BK | 15 |
| 25-7958BU | 15 |
| 25-7958GN | 15 |
| 25-7958RE | 15 |
| 25-7958YE | 15 |
| 25-7959BK | 15 |
| 25-7959BU | 15 |
| 25-7959GN | 15 |
| 25-7959RE | 15 |
| 25-7959YE | 15 |
| 25-7960BK | 15 |
| 25-B174 | 15 |
| 25-B58 | 15 |
| 25-B58TN | 15 |
| 26-8000 | 11 |
| 26-8009 | 11 |
| 26-8010 | 11 |
| 26-8011 | 11 |
| 26-8012 | 11 |
| 26-8013 | 11 |
| 26-8014 | 11, 13 |
| 26-8015 | 11, 13 |
| 26-8016 | 11 |
| 26-8017 | 10, 11 |
| 26-8018 | 10, 11 |
| 26-8020 | 11, 19 |
| 26-8023 | 11 |
| 27-4034 | 12 |
| 27-8100 | 10, 19 |
| 27-8110 | 10, 24 |
| 27-8120 | 10, 13 |
| 27-8130 | 10 |
| 27-8140 | 10 |
| 27-8141 | 10 |
| 27-8142 | 10 |
| 27-8150 | 10 |
| 27-8200 | 13, 19 |
| 27-8210 | 13, 24 |
| 27-8250 | 10, 14 |
| 27-8260 | 13, 14 |
| 27-8460 | 8 |
| 27-8461 | 8 |
| 27-8470 | 8 |

| Part No. | Page |
|---|---|
| 27-8471 | 8 |
| 27-8478 | 15 |
| 27-8479 | 15 |
| 27-8483 | 15 |
| 27-8484 | 15 |
| 27-8485 | 15 |
| 27-9000 | 9 |
| 27-9001 | 9 |
| 27-9002 | 9 |
| 27-9003 | 9 |
| 27-9004 | 9 |
| 27-9006 | 9 |
| 27-9007 | 8 |
| 27-9008 | 8 |
| 27-9009 | 9 |
| 27-9010 | 9 |
| 27-9012 | 9 |
| 27-9013 | 9 |
| 27-9014 | 9 |
| 27-9015 | 9 |
| 27-9017 | 14 |
| 27-9020 | 9 |
| 27-9021 | 9 |
| 27-9022 | 9 |
| 27-9023 | 9 |
| 27-9032 | 8 |
| 27-9033 | 8 |
| 27-9036 | 8 |
| 27-9038 | 8 |
| 27-9046 | 14 |
| 27-9050 | 8 |
| 27-9051 | 8 |
| 27-9052 | 8 |
| 27-9053 | 8 |
| 27-9054 | 8 |
| 27-9056 | 8 |
| 27-9057 | 8 |
| 27-9058 | 8 |
| 27-9059 | 8 |
| 27-9067 | 14 |
| 27-9068 | 14 |
| 27-9069 | 14 |
| 27-9075 | 14 |
| 27-9078 | 14 |
| 27-9079 | 14 |
| 27-9100 | 9 |
| 27-9101 | 9 |
| 27-9102 | 9 |
| 27-9103 | 9 |
| 27-9104 | 9 |
| 27-9105 | 9 |
| 27-9108 | 9 |
| 27-9119 | 9 |
| 27-9189 | 9 |
| 27-9190 | 9 |

| Part No. | Page |
|---|---|
| 27-9191 | 9 |
| 27-9200 | 9 |
| 27-9201 | 9 |
| 27-9204 | 9 |
| 27-9205 | 9 |
| 27-9208 | 9 |
| 27-9209 | 9 |
| 27-9210 | 9 |
| 27-9235 | 9 |
| 27-9236 | 9 |
| 27-9241 | 9 |
| 27-9245 | 8 |
| 27-9246 | 8 |
| 27-9254 | 9 |
| 27-9278 | 14 |
| 27-9293 | 9 |
| 27-9294 | 10 |
| 27-9300-10 | 8 |
| 27-9300-20 | 8 |
| 27-9300-3 | 8 |
| 27-9300-6 | 8 |
| 28-2502-10PB | 23 |
| 28-2502G-10PB | 23 |
| 28-2601-10PB | 23 |
| 28-2601G-10PB | 23 |
| 28-5020 | 15 |
| 28-5021 | 15 |
| 28-5022 | 15 |
| 28-74307 | 6 |
| 28-75007 | 6 |
| 28-81007 | 6 |
| 28-81417 | 6 |
| 28-81507 | 6 |
| 28-84707 | 6 |
| 28-90007 | 6 |
| 28-90027 | 6 |
| 28-90047 | 6 |
| 28-90097 | 6 |
| 28-90137 | 6 |
| 28-90157 | 6 |
| 28-90237 | 5 |
| 28-90257 | 5 |
| 28-90337 | 6 |
| 28-90507 | 6 |
| 28-90527 | 6 |
| 28-90537 | 6 |
| 28-90547 | 6 |
| 28-90567 | 6 |
| 28-90577 | 6 |
| 28-91007 | 5 |
| 28-91027 | 5 |
| 28-91037 | 5 |
| 28-91047 | 5 |
| 28-91057 | 5 |
| 28-91457 | 5 |

| Part No. | Page |
|---|---|
| 28-91477 | 5 |
| 28-91507 | 5 |
| 28-91557 | 5 |
| 29-3100 | 15 |
| 29-3103 | 15 |
| 29-3835 | 10, 15 |
| 29-3840 | 11, 15 |
| 29-3855 | 10, 15 |
| 29-4021 | 12 |
| 29-4030 | 12 |
| 29-4031 | 12 |
| 29-4035 | 12 |
| 29-4100 | 12, 14 |
| 29-4105 | 12, 14 |
| 29-4110 | 12 |
| 29-4130 | 12 |
| 29-4140 | 12, 13 |
| 29-4145 | 12, 13 |
| 29-4150 | 9, 12 |
| 30-1004UL | 41 |
| 30-1004W | 41 |
| 30-1006UL | 41 |
| 30-1006W | 41 |
| 30-1008KUL | 41 |
| 30-1284AB-10 | 31 |
| 30-1284AB-3 | 31 |
| 30-1284AB-6 | 31 |
| 30-1506MF | 31 |
| 30-1506MM | 31 |
| 30-1510MF | 31 |
| 30-1510MM | 31 |
| 30-1511-10 | 31 |
| 30-1511-6 | 31 |
| 30-1611-1 | 34 |
| 30-1611-2 | 34 |
| 30-1611-3 | 34 |
| 30-1611-5 | 34 |
| 30-1612-1 | 34 |
| 30-1612-2 | 34 |
| 30-1612-3 | 34 |
| 30-1612-5 | 34 |
| 30-3006-10 | 30 |
| 30-3006-15 | 30 |
| 30-3006-6 | 30 |
| 30-3007-10 | 30 |
| 30-3007-15 | 30 |
| 30-3007-3 | 30 |
| 30-3007-6 | 30 |
| 30-3008-6 | 30 |
| 30-4809F | 29 |
| 30-4809M | 29 |
| 30-4PP15 | 35 |
| 30-4PP25 | 35 |
| 30-4PP7 | 35 |
| 30-5198ABi | 44 |

| Part No. | Page |
|---|---|
| 30-5198ABW | 44 |
| 30-5298ABi | 44 |
| 30-5298ABW | 44 |
| 30-5620 | 43 |
| 30-5624 | 43 |
| 30-5648 | 43 |
| 30-5648-12 | 43 |
| 30-5696 | 43 |
| 30-5760 | 43 |
| 30-5765 | 43 |
| 30-6PP15 | 35 |
| 30-6PP25 | 35 |
| 30-6PP7 | 35 |
| 30-7207 | 51 |
| 30-7422AB | 43 |
| 30-7424AB | 43 |
| 30-7448AB | 43 |
| 30-7511 | 42 |
| 30-7512 | 42 |
| 30-7513 | 42 |
| 30-7514 | 42 |
| 30-7515 | 42 |
| 30-7516 | 42 |
| 30-7517 | 42 |
| 30-7518 | 42 |
| 30-7711 | 42 |
| 30-7712 | 42 |
| 30-7713 | 42 |
| 30-7714 | 42 |
| 30-7715 | 42 |
| 30-7716 | 42 |
| 30-7717 | 42 |
| 30-7718 | 42 |
| 30-7719 | 42 |
| 30-8412AB | 43 |
| 30-8PP7 | 35 |
| 30-9201 | 42 |
| 30-9201BU | 42 |
| 30-9201IV | 42 |
| 30-9201RE | 42 |
| 30-9201WH | 42 |
| 30-9209 | 42 |
| 30-9210 | 42 |
| 30-9211 | 42 |
| 30-9212 | 42 |
| 30-9213 | 42 |
| 30-9213W | 42 |
| 30-9223 | 42 |
| 30-9240 | 42 |
| 30-9242 | 41 |
| 30-9344B | 41, 42 |
| 30-9344G | 41, 42 |
| 30-9344I | 41, 42 |
| 30-9344W | 41, 42 |
| 30-9420 | 42 |

| Part No. | Page |
|---|---|
| 30-9421 | 42 |
| 30-9422 | 42 |
| 30-9423 | 42 |
| 30-9429 | 42 |
| 30-9506-29 | 32 |
| 30-9506-77 | 33 |
| 30-9506-88 | 31 |
| 30-9506-99 | 33 |
| 30-9506CC | 31 |
| 30-9506MC | 31 |
| 30-9506MF | 31 |
| 30-9506MM | 31 |
| 30-9510-29 | 32 |
| 30-9510-77 | 33 |
| 30-9510-88 | 31 |
| 30-9510-99 | 33 |
| 30-9510CC | 31 |
| 30-9510MC | 31 |
| 30-9510MF | 31 |
| 30-9510MM | 31 |
| 30-9516 | 32 |
| 30-9520 | 32 |
| 30-9521 | 32 |
| 30-9525MC | 31 |
| 30-9525MF | 31 |
| 30-9525MM | 31 |
| 30-9530 | 32 |
| 30-9531 | 32 |
| 30-9532 | 32 |
| 30-9533 | 32 |
| 30-9534 | 32 |
| 30-9535 | 32 |
| 30-9537 | 32 |
| 30-9538 | 32 |
| 30-9575-2 | 31 |
| 30-9585-2 | 31 |
| 30-9585-4 | 31 |
| 32-1004 | 41 |
| 32-1004W | 41 |
| 32-1006 | 41 |
| 32-1014 | 41 |
| 32-1014W | 41 |
| 32-1016 | 41 |
| 32-1016W | 41 |
| 32-1018 | 41 |
| 32-1018W | 41 |
| 32-1044 | 41 |
| 32-1204 | 44 |
| 32-1204W | 44 |
| 32-1205 | 44 |
| 32-1205W | 44 |
| 32-1214 | 44 |
| 32-1214W | 44 |
| 32-1224 | 44 |
| 32-1224W | 44 |

| Part No. | Page |
|---|---|
| 32-1324 | 44, 49 |
| 32-1324W | 44, 49 |
| 32-1414 | 35 |
| 32-1434 | 35 |
| 32-1454 | 35 |
| 32-2034 | 44 |
| 32-2034W | 44 |
| 32-2036 | 44 |
| 32-2036W | 44 |
| 32-2038 | 44 |
| 32-2038W | 44 |
| 32-2044 | 44 |
| 32-2044W | 44 |
| 32-2058K | 44 |
| 32-2098UL | 40 |
| 32-2198UL | 40 |
| 32-2234 | 44 |
| 32-2234W | 44 |
| 32-2900BK | 40 |
| 32-2900BU | 40 |
| 32-2900GN | 40 |
| 32-2900GY | 40 |
| 32-2900RE | 40 |
| 32-2900WH | 40 |
| 32-2900YE | 40 |
| 32-5001 | 41 |
| 32-5002 | 41 |
| 32-5003 | 41 |
| 32-5910UL | 40 |
| 32-5954UL | 40 |
| 32-5956UL | 40 |
| 32-5958UL | 40 |
| 32-5964UL | 40 |
| 32-5994UL | 40 |
| 32-5996UL | 40 |
| 32-5998EUL | 40 |
| 32-5998UL | 40 |
| 32-6000M | 41 |
| 32-6001C | 41 |
| 32-6198UL | 40 |
| 32-6PP15 | 35 |
| 32-6PP25 | 35 |
| 32-6PP7 | 35 |
| 33-7720 | 42 |
| 37-004 | 58 |
| 37-006 | 58 |
| 37-301 | 58 |
| 37-3516K | 58 |
| 38-305 | 58 |
| 38-313 | 58 |
| 38-381 | 58 |
| 38-382 | 58 |
| 38-383 | 58 |
| 38-384 | 58 |
| 38-386 | 58 |

| Part No. | Page |
|---|---|
| 39-100 | 57 |
| 40-7009MK | 26 |
| 40-7009SK | 26 |
| 40-7015MK | 26 |
| 40-7015SK | 26 |
| 40-7025MK | 26 |
| 40-7025SK | 26 |
| 40-8110 | 28 |
| 40-8114 | 28 |
| 40-8116 | 28 |
| 40-8120 | 28 |
| 40-8126 | 28 |
| 40-8134 | 28 |
| 40-8140 | 28 |
| 40-8150 | 28 |
| 40-8309M | 28 |
| 40-8309S | 28 |
| 40-8315M | 28 |
| 40-8325M | 28 |
| 40-8325S | 28 |
| 40-8425M | 28 |
| 40-9415HDM | 26 |
| 40-9415HDS | 26 |
| 40-9427T | 27, 53 |
| 40-9428F | 27 |
| 40-9428M | 27 |
| 40-9509M | 28 |
| 40-9509S | 28 |
| 40-9515HDM | 28 |
| 40-9515HDS | 28 |
| 40-9515M | 28 |
| 40-9515S | 28 |
| 40-9525M | 28 |
| 40-9525S | 28 |
| 40-9526HDM | 28 |
| 40-9526HDS | 28 |
| 40-9528F | 29 |
| 40-9528M | 29 |
| 40-9531 | 27 |
| 40-9533 | 27 |
| 40-9535 | 27 |
| 40-9536F | 29 |
| 40-9536M | 29 |
| 40-9538F | 29 |
| 40-9538M | 29 |
| 40-95441M | 27 |
| 40-9558F | 29 |
| 40-9558M | 29 |
| 40-9578M | 29 |
| 40-9586F | 29 |
| 40-9586M | 29 |
| 40-9588F | 29 |
| 40-9588M | 29 |
| 40-9709H | 29 |
| 40-9709HG | 26 |

| Part No. | Page |
|---|---|
| 40-9709HM | 29 |
| 40-9709HMG | 26 |
| 40-9709HS | 29 |
| 40-9709HX | 29 |
| 40-9709M | 28 |
| 40-9709S | 28 |
| 40-9715H | 29 |
| 40-9715HG | 26 |
| 40-9715HM | 29 |
| 40-9715HMG | 26 |
| 40-9715HS | 29 |
| 40-9715HX | 29 |
| 40-9715M | 28 |
| 40-9715S | 28 |
| 40-9725H | 29 |
| 40-9725HG | 26 |
| 40-9725HM | 29 |
| 40-9725HMG | 26 |
| 40-9725HS | 29 |
| 40-9725HX | 29 |
| 40-9725M | 28 |
| 40-9725S | 28 |
| 40-9737H | 29 |
| 40-9737M | 28 |
| 40-9737S | 28 |
| 40-9750H | 29 |
| 40-9750M | 28 |
| 40-9750S | 28 |
| 40-9809M | 26 |
| 40-9809S | 26 |
| 40-9815M | 26 |
| 40-9815S | 26 |
| 40-9825M | 26 |
| 40-9825S | 26 |
| 40-98440F | 27 |
| 40-98440F-C | 27 |
| 40-98440M | 27 |
| 40-98440M-C | 27 |
| 40-98441M-C | 27 |
| 40-98442F | 27 |
| 40-98442F-C | 27 |
| 40-98443N | 27 |
| 40-98443N-C | 27 |
| 40-9844T | 27 |
| 40-9844T-C | 27 |
| 40-9854M | 27 |
| 40-9856M | 27 |
| 40-9864S | 27 |
| 40-9865 | 27, 53 |
| 40-9866S | 27 |
| 40-9909M | 26 |
| 40-9909S | 26 |
| 40-9915M | 26 |
| 40-9915S | 26 |
| 40-9925M | 26 |
| 40-9925S | 26 |
| 44-250 | 24 |
| 44-280 | 24 |
| 44-A3F | 24 |
| 44-A3M | 24 |
| 44-D3F | 24 |
| 44-D3M | 24 |
| 46-400 | 57 |
| 46-502 | 57 |
| 6012BBP | 35 |
| 601FFP | 35 |
| 601FFPB | 35 |
| 6025BBP | 35 |
| 602FFP | 35 |
| 6035BBP | 35 |
| 603BBP | 35 |
| 603DMGP | 33 |
| 603DUGP | 33 |
| 603FFBBU | 35 |
| 603FFP | 35 |
| 603FFPB | 35 |
| 603QQGP | 35 |
| 603RRGP | 33 |
| 6065BBP | 35 |
| 606BBP | 35 |
| 606DMGP | 33 |
| 606DUGP | 33 |
| 606FFP | 35 |
| 606FFPB | 35 |
| 606QQGP | 35 |
| 606RRGP | 33 |
| 6100FFP | 35 |
| 6100FFPB | 35 |
| 612BBP | 35 |
| 612DMGP | 33 |
| 612DUGP | 33 |
| 612FFGP | 35 |
| 612FFP | 35 |
| 6-12FFP | 35 |
| 612FFPB | 35 |
| 6-12FFPB | 35 |
| 612QQGP | 35 |
| 615FFGP | 35 |
| 615FFPB | 35 |
| 625BBP | 35 |
| 625FFP | 35 |
| 6-25FFP | 35 |
| 625FFPB | 35 |
| 6-25FFPB | 35 |
| 6-3FFP | 35 |
| 6-3FFPB | 35 |
| 650BBP | 35 |
| 650FFP | 35 |
| 650FFPB | 35 |
| 65-3006 | 32 |
| 65-3010 | 32 |
| 65-3015 | 32 |
| 65-403P | 32 |
| 65-9580 | 40 |
| 65-9581 | 40 |
| 65-9582 | 40 |
| 65-9583 | 40 |
| 65-9584 | 40 |
| 65-9585 | 40 |
| 65-9586 | 40 |
| 65-9587 | 40 |
| 65-9588 | 40 |
| 65-9589 | 40 |
| 65-9680 | 40 |
| 65-9681 | 40 |
| 65-9682 | 40 |
| 65-9683 | 40 |
| 65-9684 | 40 |
| 65-9685 | 40 |
| 65-9686 | 40 |
| 65-9687 | 40 |
| 65-9688 | 40 |
| 65-9689 | 40 |
| 65-TF224M | 40 |
| 65-TF226M | 40 |
| 65-TF228M | 40 |
| 65-TF254C | 40 |
| 65-TF256C | 40 |
| 65-TF258C | 40 |
| 65-TF264M | 40 |
| 65-TF266M | 40 |
| 65-TF268M | 40 |
| 666FFPB | 35 |
| 6-6FFP | 35 |
| 6-6FFPB | 35 |
| 6706P | 33 |
| 6712P | 33 |
| 6725P | 33 |
| 675BBP | 35 |
| 675FFP | 35 |
| 675FFPB | 35 |
| 6803P | 33 |
| 6806P | 33 |
| 6812P | 33 |
| 6825P | 33 |
| 6SVHS-10P | 36 |
| 6SVHS-15P | 36 |
| 6SVHS-25P | 36 |
| 6SVHS-50P | 36 |
| 6SVHS-6P | 36 |
| 70-2081 | 18 |
| 70-2081-NW | 18 |
| 73-6210FF-yyy | 37 |
| 73-6210MF-yyy | 37 |
| 73-6210MM-yyy | 37 |
| 73-6220FF-yyy | 37 |
| 73-6220MF-yyy | 37 |
| 73-6220MM-yyy | 37 |
| 73-6230FF-yyy | 37 |
| 73-6230MF-yyy | 37 |
| 73-6230MM-yyy | 37 |
| 73-6300-yyy | 36 |
| 73-6310-yyy | 36 |
| 73-6311-yyy | 36 |
| 73-6312-yyy | 36 |
| 73-6313-yyy | 36 |
| 73-6314-yyy | 36 |
| 73-6340-yyy | 36 |
| 73-6351-yyy | 36 |
| 73-6352-yyy | 36 |
| 73-6353-yyy | 36 |
| 73-6354-yyy | 36 |
| 73-6360-10 | 30 |
| 73-6360-6 | 30 |
| 73-6361-yyy | 36 |
| 73-6362-yyy | 36 |
| 73-6363-yyy | 36 |
| 73-6364-yyy | 36 |
| 73-6500-yyy | 37 |
| 73-6510-yyy | 37 |
| 73-6930-yyy | 37 |
| 73-6940-yyy | 37 |
| 73-7410-yyy | 36 |
| 73-7411-yyy | 36 |
| 73-7412-yyy | 36 |
| 73-7413-yyy | 36 |
| 73-7414-yyy | 36 |
| 73-777x-yyy | 39 |
| 73-779x-yyy | 39 |
| 73-889x-yyy | 39 |
| 74-778x-yyy | 37 |
| 74-888x-yyy | 37 |
| 9201C | 57 |
| 9201M | 57 |
| 9203C | 57 |
| 9203M | 57 |
| 9204C | 57 |
| 9204M | 57 |
| 9205C | 57 |
| 9205M | 57 |
| 9206C | 57 |
| 9206D | 57 |
| 9207C | 57 |
| 9207M | 57 |
| 9208C | 57 |
| 9209C | 57 |
| 9209D | 57 |
| 99-328P | 55 |
| 99-418 | 51 |
| 99-419 | 51 |

| Part No. | Page |
|---|---|
| 99-7731B | 56 |
| 99-7732B | 56 |
| 99-7733B | 56 |
| 99-7734 | 56 |
| 99-7735 | 56 |
| 99-7736 | 56 |
| 99-7737 | 56 |
| 99-7738 | 56 |
| 99-7739 | 56 |
| 99-8622 | 65 |
| 99-8644 | 27, 53, 55 |
| 99-8789P | 55 |
| 99-8856P | 55 |
| 99-8857P | 55 |
| 99-8858P | 55 |
| 99-8859P | 55 |
| 99-9858P | 55 |
| 99-9859P | 55 |
| 99-9912P | 55 |
| 99-9958P | 55 |
| 99-9959P | 55 |
| 99-9960 | 54 |
| 99-9960F | 54 |
| 99-DC-5 | 54 |
| 99-FRAME-9 | 55 |
| 99-N-8 | 54 |
| 99-U-8 | 54 |
| CP1094U | 9 |
| CP7810 | 6 |
| CP782 | 6 |
| CP785 | 6 |
| CP881 | 9 |
| CP8810 | 9 |
| CP882 | 9 |
| CP884 | 9 |
| CP885 | 9 |
| CP88T75 | 8 |
| CP891 | 9 |
| CP892 | 9 |
| CPAD103 | 19, 24 |
| CPAD204 | 13 |
| CPAD206 | 13 |
| CPAD207 | 13 |
| CPAD210 | 13 |
| CPAD214 | 12, 13 |
| CPAD218 | 13, 19 |
| CPAD219 | 12, 13 |
| CPAD240 | 12 |
| CPAD243 | 12 |
| CPAD250 | 13 |
| CPAD300 | 10, 14 |
| CPAD302 | 12, 14 |
| CPAD305 | 12, 14 |
| CPAD306 | 14 |
| CPAD355 | 14 |
| CPAD356 | 14 |
| CPAD500 | 10, 13 |
| CPAD501 | 10 |
| CPAD502 | 10 |
| CPAD503 | 10 |
| CPAD505 | 10 |
| CPAD506 | 10 |
| CPAD507 | 10, 15 |
| CPAD508 | 10, 15 |
| CPAD509 | 10, 12 |
| CPAD510 | 10 |
| CPAD511 | 10 |
| CPAD512 | 10 |
| CPAD515 | 10 |
| CPAD555 | 10 |
| CPAD557 | 6 |
| CPAD800 | 11 |
| CPAD801 | 11 |
| CPAD806 | 10, 11 |
| CPAD807 | 10, 11 |
| CPAD808 | 11, 13 |
| CPAD809 | 11 |
| CPAD810 | 11, 15 |
| CPAD811 | 11, 19 |
| CPAD851 | 11 |
| CPF111/5 | 17 |
| CPF11ALM | 17 |
| CPF56ALM | 16 |
| CPF56ALMWP | 16 |
| CPF56ALS | 16 |
| CPF56ALX | 16 |
| CPF591/2 | 17 |
| CPF591/4 | 17 |
| CPF59A | 17 |
| CPF59ALM | 17 |
| CPF59ALX | 17 |
| CPF61SE | 18 |
| CPF61SR | 18 |
| CPF81 | 18 |
| CPF81L | 18 |
| CPF81NW | 18 |
| CPFI56 | 16 |
| CPFIUG782 | 6 |
| CPFIUG785 | 6 |
| CPFIUG792 | 6 |
| CPFIUG881 | 8 |
| CPFIUG8810 | 8 |
| CPFIUG882 | 8 |
| CPFIUG884 | 8 |
| CPFIUG885 | 8 |
| CPFIUG892 | 8 |
| CPFNW | 18 |
| CPL2591 | 13 |
| CPL2592 | 13 |
| CPL2598 | 13 |
| CPMC6810 | 7 |
| CPMC6818 | 7 |
| CPMC682 | 7 |
| CPMC6820 | 7 |
| CPMC683 | 7 |
| CPMC6833 | 7 |
| CPMC6834 | 7 |
| CPMC6835 | 7 |
| CPMC6836 | 7 |
| CPMC6845 | 7 |
| CPMC685 | 7 |
| CPMC6850 | 7 |
| CPMC7810 | 5 |
| CPMC7818 | 5 |
| CPMC782 | 5 |
| CPMC7820 | 5 |
| CPMC783 | 5 |
| CPMC785 | 5 |
| CPMC881 | 9 |
| CPMC8810 | 9 |
| CPMC8811 | 9 |
| CPMC8813 | 9 |
| CPMC8817 | 9 |
| CPMC8818 | 9 |
| CPMC8819 | 9 |
| CPMC882 | 9 |
| CPMC8826 | 9 |
| CPMC883 | 9 |
| CPMC885 | 9 |
| CPN1 | 11 |
| CPN17 | 11 |
| CPN2 | 11 |
| CPN8 | 11 |
| CPN8/110 | 11 |
| FLN10G | 19, 48 |
| FLN12G | 19, 48 |
| FLN16G | 19, 48 |
| FLN1G | 19, 48 |
| FLN20G | 19, 48 |
| FLN2G | 19, 48 |
| FLN3G | 19, 48 |
| FLN6G | 19, 48 |
| FLN8G | 19, 48 |
| MiniUHF1 | 12 |
| MiniUHF17 | 12 |
| MINIUHF2 | 12 |
| VS2WDS | 47 |
| VS2WDSV | 47 |
| VS3WBDS | 47 |
| VS3WBDSV | 47 |
| VS3WDS | 47 |
| VS3WDSV | 47 |
| VS4WDS | 47 |
| VS4WDSV | 47 |
| VS6WDS | 47 |
| VS6WDSV | 47 |
| VS8WDS | 47 |
| VS8WDSV | 47 |
| VSA601C | 47 |
| VSA601CPI | 47 |
| VSA604C | 47 |
| VSA604CPI | 47 |
| VSA608C | 47 |
| VSA608CPI | 47 |
| VSCST-1B | 56 |
| VSDDT10 | 46 |
| VSDDT14 | 46 |
| VSDDT18 | 46 |
| VSDDT4 | 46 |
| VSDDT6 | 46 |
| VSDDT8 | 46 |
| VSDDT9 | 46 |
| VSDPDCW10 | 46 |
| VSDPDCW14 | 46 |
| VSDPDCW18 | 46 |
| VSDPDCW4 | 46 |
| VSDPDCW6 | 46 |
| VSDPDCW8 | 46 |
| VSDPDCW9 | 46 |
| VSGB1-2G | 49 |
| VSGB2-2G | 49 |
| VSMA601C | 47 |
| VSMA602C | 47 |
| VSMA604C | 47 |
| VSMA608C | 47 |
| VSMA611C | 47 |
| VSPSREP12 | 47 |
| VSPSREP16 | 47 |

| AIM | Cambridge | Page |
|---|---|---|
| 25-2200 | CPAD151 | 19 |
| 25-2203 | CPAD153 | 19 |
| 25-7010 | CPF591/4 | 17 |
| 25-7020 | CPF591/2 | 17 |
| 25-7030 | CPF59ALM | 17 |
| 25-7031 | CPF59ALX | 17 |
| 25-7032 | CPF56ALM | 16 |
| 25-7033 | CPF56ALX | 16 |
| 25-7034 | CPF56ALS | 16 |
| 25-7036 | CPF56ALMZ | 16 |
| 25-7049 | CPF59D | 17 |
| 25-7050 | CPF59A | 17 |
| 25-7056 | CPF56ALMWP | 16 |
| 25-7066 | CPF56WPG | 16 |
| 25-7100 | CPF59T | 17 |
| 25-7120 | CPFI59 | 17 |
| 25-7121 | CPFID59 | 17 |
| 25-7140 | CPAD100 | 19 |
| 25-7141 | CPAD101 | 19 |
| 25-7150 | CPCR561/4 | 16 |
| 25-7180 | CPFI56 | 16 |
| 25-7190 | CPF111/5 | 17 |
| 25-7191 | CPF11ALM | 17 |
| 25-7200 | CPF81 | 18 |
| 25-7200L | CPF81L | 18 |
| 25-7210 | CPF81NW | 18 |
| 25-7300 | CPAD250 | 13 |
| 25-7306 | CPL2598 | 13 |
| 25-7307 | CPL2591 | 13 |
| 25-7308 | CPL2592 | 13 |
| 25-7320 | CPAD259 | 13 |
| 25-7330 | CPAD204 | 13 |
| 25-7340 | CPAD205 | 13 |
| 25-7350 | CPAD206 | 13 |
| 25-7354 | CPAD210 | 13 |
| 25-7430 | CPAD555 | 10 |
| 25-7500 | CPAD516 | 10 |
| 25-7510 | CPAD515 | 10 |
| 25-7530 | CPAD103 | 19 |
| 25-7550 | CPAD218 | 13, 19 |
| 25-7580 | CPAD106 | 19 |
| 25-7630 | CPF61SE | 18 |
| 25-7640 | CPF71 | 18 |
| 25-7651 | CPF61LR | 18 |
| 25-7652 | CPF61SR | 18 |
| 25-7680 | CPFNW | 18 |
| 26-8000 | CPMC8817 | 9, 11 |
| 26-8002 | CPAD814 | 11 |
| 26-8005 | CPN8 | 11 |
| 26-8009 | CPAD800 | 11 |
| 26-8010 | CPAD850 | 11 |
| 26-8011 | CPAD801 | 11 |
| 26-8012 | CPAD803 | 11 |
| 26-8014 | CPAD805 | 11, 13 |
| 26-8015 | CPAD808 | 11, 13 |
| 26-8016 | CPAD809 | 11 |
| 26-8017 | CPAD807 | 10, 11 |
| 26-8018 | CPAD806 | 10, 11 |
| 26-8020 | CPAD811 | 11 |
| 26-8028 | CPN1 | 11 |
| 26-8029 | CPN2 | 11 |
| 26-8031 | CPN17 | 11 |
| 26-8033 | CPN8/110 | 11 |
| 27-7420 | CPAD512 | 10 |
| 27-8100 | CPAD502 | 10 |
| 27-8110 | CPAD501 | 10 |
| 27-8120 | CPAD500 | 10, 13 |
| 27-8130 | CPAD511 | 10 |
| 27-8140 | CPAD505 | 10 |
| 27-8141 | CPAD506 | 10 |
| 27-8142 | CPAD510 | 10 |
| 27-8150 | CPAD503 | 10 |
| 27-8200 | CPAD212 | 13, 19 |
| 27-8250 | CPAD300 | 10, 14 |
| 27-8460 | CP1094U | 8 |
| 27-8460 | CP1094UL | 8 |
| 27-8461 | CPAD520 | 8 |
| 27-8469 | CPAD556M | 8 |
| 27-8471 | CPAD521 | 8 |
| 27-9000 | CP882 | 9 |
| 27-9001 | CP881 | 9 |
| 27-9002 | CP885 | 9 |
| 27-9003 | CP892 | 9 |
| 27-9007 | CP88T75 | 8 |
| 27-9008 | CP88T50 | 8 |
| 27-9009 | CP8810 | 9 |
| 27-9013 | CP895 | 9 |
| 27-9014 | CP891 | 9 |
| 27-9022 | CPCL881 | 9 |
| 27-9050 | CPFIUG882 | 8 |
| 27-9051 | CPFIUG881 | 8 |
| 27-9052 | CPFIUG885 | 8 |
| 27-9053 | CPFIUG892 | 8 |
| 27-9054 | CPFIUG8810 | 8 |
| 27-9067 | CPAD356 | 14 |
| 27-9068 | CPAD306 | 14 |
| 27-9069 | CPAD355 | 14 |
| 27-9075 | CPAD307 | 14 |
| 27-9100 | CPMC882 | 9 |
| 27-9101 | CPMC881 | 9 |
| 27-9102 | CPMC885 | 9 |
| 27-9103 | CPMC8810 | 9 |
| 27-9104 | CPMC883 | 9 |
| 27-9105 | CPMC8819 | 9 |
| 27-9205 | CPMC8811 | 9 |
| 27-9209 | CP884 | 9 |
| 27-9236 | CPMC8813 | 9 |
| 27-9254 | CPMC8818 | 9 |
| 27-9293 | CPMC8826 | 9 |
| 27-9294 | CPAD523 | 10 |
| 28-74307 | CPAD755 | 6 |
| 28-81507 | CPAD703 | 6 |
| 28-84707 | CPAD557 | 6 |
| 28-90007 | CP782 | 6 |
| 28-90027 | CP785 | 6 |
| 28-90097 | CP7810 | 6 |
| 28-90507 | CPFIUG782 | 6 |
| 28-90527 | CPFIUG785 | 6 |
| 28-90537 | CPFIUG792 | 6 |
| 28-91007 | CPMC782 | 5 |
| 28-91027 | CPMC785 | 5 |
| 28-91037 | CPMC7810 | 5 |
| 28-91047 | CPMC783 | 5 |
| 28-91057 | CPMC7818 | 5 |
| 28-92417 | CPMC7820 | 5 |
| 29-3835 | CPAD507 | 10, 15 |
| 29-3840 | CPAD810 | 15 |
| 29-3855 | CPAD508 | 10, 15 |
| 29-4010 | MINIUHF1 | 12 |
| 29-4031 | MINIUHF2 | 12 |
| 29-4033 | MINIUHF17 | 12 |
| 29-4100 | CPAD305 | 12, 14 |
| 29-4105 | CPAD302 | 12, 14 |
| 29-4110 | CPAD240 | 12 |
| 29-4130 | CPAD243 | 12 |
| 29-4140 | CPAD214 | 12, 13 |
| 29-4145 | CPAD219 | 12, 13 |
| 29-4150 | CPAD509 | 10, 12 |
| N/A | CPFIUG884 | 8 |

| Cambridge | AIM | Page |
|---|---|---|
| CP1094U | 27-8460 | 8 |
| CP1094UL | 27-8460 | 8 |
| CP7810 | 28-90097 | 6 |
| CP782 | 28-90007 | 6 |
| CP785 | 28-90027 | 6 |
| CP881 | 27-9001 | 9 |
| CP8810 | 27-9009 | 9 |
| CP882 | 27-9000 | 9 |
| CP884 | 27-9209 | 9 |
| CP885 | 27-9002 | 9 |
| CP88T50 | 27-9008 | 8 |
| CP88T75 | 27-9007 | 8 |
| CP891 | 27-9014 | 9 |
| CP892 | 27-9003 | 9 |
| CP895 | 27-9013 | 9 |
| CPAD100 | 25-7140 | 19 |
| CPAD101 | 25-7141 | 19 |
| CPAD103 | 25-7530 | 19 |
| CPAD106 | 25-7580 | 19 |
| CPAD151 | 25-2200 | 19 |
| CPAD153 | 25-2203 | 19 |
| CPAD204 | 25-7330 | 13 |
| CPAD205 | 25-7340 | 13 |
| CPAD206 | 25-7350 | 13 |
| CPAD210 | 25-7354 | 13 |
| CPAD212 | 27-8200 | 13, 19 |
| CPAD214 | 29-4140 | 12, 13 |
| CPAD218 | 25-7550 | 13, 19 |
| CPAD219 | 29-4145 | 12, 13 |
| CPAD240 | 29-4110 | 12 |
| CPAD243 | 29-4130 | 12 |
| CPAD250 | 25-7300 | 13 |
| CPAD259 | 25-7320 | 13 |
| CPAD300 | 27-8250 | 10, 14 |
| CPAD302 | 29-4105 | 12, 14 |
| CPAD305 | 29-4100 | 12, 14 |
| CPAD306 | 27-9068 | 14 |
| CPAD307 | 27-9075 | 14 |
| CPAD355 | 27-9069 | 14 |
| CPAD356 | 27-9067 | 14 |
| CPAD500 | 27-8120 | 10, 13 |
| CPAD501 | 27-8110 | 10 |
| CPAD502 | 27-8100 | 10 |
| CPAD503 | 27-8150 | 10 |
| CPAD505 | 27-8140 | 10 |
| CPAD506 | 27-8141 | 10 |
| CPAD507 | 29-3835 | 10, 15 |
| CPAD508 | 29-3855 | 10, 15 |
| CPAD509 | 29-4150 | 10, 12 |
| CPAD510 | 27-8142 | 10 |
| CPAD511 | 27-8130 | 10 |
| CPAD512 | 27-7420 | 10 |
| CPAD515 | 25-7510 | 10 |
| CPAD516 | 25-7500 | 10 |
| CPAD520 | 27-8461 | 8 |
| CPAD521 | 27-8471 | 8 |
| CPAD523 | 27-9294 | 10 |
| CPAD555 | 25-7430 | 10 |
| CPAD556M | 27-8469 | 8 |
| CPAD557 | 28-84707 | 6 |
| CPAD703 | 28-81507 | 6 |
| CPAD755 | 28-74307 | 6 |
| CPAD800 | 26-8009 | 11 |
| CPAD801 | 26-8011 | 11 |
| CPAD803 | 26-8012 | 11 |
| CPAD805 | 26-8014 | 11, 13 |
| CPAD806 | 26-8018 | 10, 11 |
| CPAD807 | 26-8017 | 10, 11 |
| CPAD808 | 26-8015 | 11, 13 |
| CPAD809 | 26-8016 | 11 |
| CPAD810 | 29-3840 | 15 |
| CPAD811 | 26-8020 | 11 |
| CPAD814 | 26-8002 | 11 |
| CPAD850 | 26-8010 | 11 |
| CPCL881 | 27-9022 | 9 |
| CPCR561/4 | 25-7150 | 16 |
| CPF111/5 | 25-7190 | 17 |
| CPF11ALM | 25-7191 | 17 |
| CPF56ALM | 25-7032 | 16 |
| CPF56ALMWP | 25-7056 | 16 |
| CPF56ALMZ | 25-7036 | 16 |
| CPF56ALS | 25-7034 | 16 |
| CPF56ALX | 25-7033 | 16 |
| CPF56WPG | 25-7066 | 16 |
| CPF591/2 | 25-7020 | 17 |
| CPF591/4 | 25-7010 | 17 |
| CPF59A | 25-7050 | 17 |
| CPF59ALM | 25-7030 | 17 |
| CPF59ALX | 25-7031 | 17 |
| CPF59D | 25-7049 | 17 |
| CPF59T | 25-7100 | 17 |
| CPF61LR | 25-7651 | 18 |
| CPF61SE | 25-7630 | 18 |
| CPF61SR | 25-7652 | 18 |
| CPF71 | 25-7640 | 18 |
| CPF81 | 25-7200 | 18 |
| CPF81L | 25-7200L | 18 |
| CPF81NW | 25-7210 | 18 |
| CPFI56 | 25-7180 | 16 |
| CPFI59 | 25-7120 | 17 |
| CPFID59 | 25-7121 | 17 |
| CPFIUG782 | 28-90507 | 6 |
| CPFIUG785 | 28-90527 | 6 |
| CPFIUG792 | 28-90537 | 6 |
| CPFIUG881 | 27-9051 | 8 |
| CPFIUG8810 | 27-9054 | 8 |
| CPFIUG882 | 27-9050 | 8 |
| CPFIUG884 | N/A | 8 |
| CPFIUG885 | 27-9052 | 8 |
| CPFIUG892 | 27-9053 | 8 |
| CPFNW | 25-7680 | 18 |
| CPL2591 | 25-7307 | 13 |
| CPL2592 | 25-7308 | 13 |
| CPL2598 | 25-7306 | 13 |
| CPMC7810 | 28-91037 | 5 |
| CPMC7818 | 28-91057 | 5 |
| CPMC782 | 28-91007 | 5 |
| CPMC7820 | 28-92417 | 5 |
| CPMC783 | 28-91047 | 5 |
| CPMC785 | 28-91027 | 5 |
| CPMC881 | 27-9101 | 9 |
| CPMC8810 | 27-9103 | 9 |
| CPMC8811 | 27-9205 | 9 |
| CPMC8813 | 27-9236 | 9 |
| CPMC8817 | 26-8000 | 9, 11 |
| CPMC8818 | 27-9254 | 9 |
| CPMC8819 | 27-9105 | 9 |
| CPMC882 | 27-9100 | 9 |
| CPMC8826 | 27-9293 | 9 |
| CPMC883 | 27-9104 | 9 |
| CPMC885 | 27-9102 | 9 |
| CPN1 | 26-8028 | 11 |
| CPN17 | 26-8031 | 11 |
| CPN2 | 26-8029 | 11 |
| CPN8 | 26-8005 | 11 |
| CPN8/110 | 26-8033 | 11 |
| MINIUHF1 | 29-4010 | 12 |
| MINIUHF17 | 29-4033 | 12 |
| MINIUHF2 | 29-4031 | 12 |

# TERMINATION INSTRUCTIONS

IMPORTANT FOR PROPER INSTALLATION OF CONNECTORS

## TWIST-ON BNC/TNC

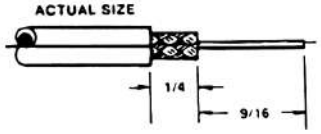


1. Trim cable as shown. Taking care not to nick the center conductor or outer braid.




2. Twist the outer braid in a clockwise direction in such a manner that at least 1/32 of inner dielectric is bared and the braid is left flat. (stray or loose braid can cause shorts)

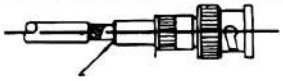

Back end of connector and inner dielectric flush. center conductor is now in place.

3. Gently insert the center conductor down into the back end of the connector feeling it into the guide hole. When center conductor is not in place approx. 1/8" of center conductor will show.

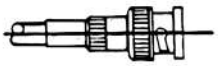

4. Firmly push the cable home as far as possible, then screw the connector on the cable in a clockwise direction until it stops.

## TWO-PIECE CRIMP BNC/TNC

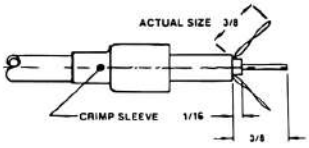


1. Run crimp sleeve down cable.

2. Trim cables as shown, taking care not to nick outer braid.

3. Insert center conductor into the guide hole in the rear of the connector. Then screw the connector on the cable in a clockwise direction

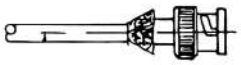

CABLE HOMED

4. Push crimp sleeve into place, sandwiching the braid between the connector and sleeve.

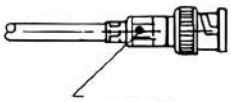

CRIMPED SLEEVE

5. Crimp the sleeve into place with the proper crimp tool.

## THREE-PIECE CRIMP BNC/TNC

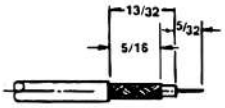


1. Trim cable as shown. Taking care not to nick the inner conductor or braid.

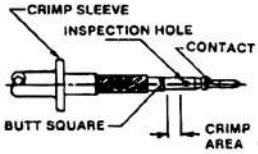


2. Slip crimp sleeve over cable. Place inner conductor into contact. Note that the end of contact and inner dielectric must be butting and square. Crimp with appropriate tooling.

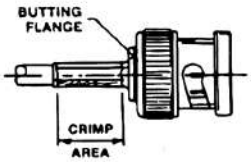


3. Flair outer braid and gently but firmly push the contact into the connector housing until a gentle snap is felt, indicatiing the contact is in place. Slip the crimp sleeve in place, butting the flange against the connector body and crimp with appropriate tooling.

## MINI BNC THREE-PIECE CRIMP

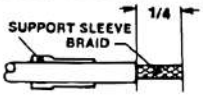


1. Slip support sleeve over cable, and trim jacket as shown, taking care not to nick the shielding braid.

***USED ON 27-9241, 27-9296, 27-9270, 27-9105***

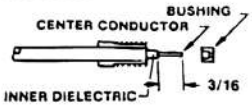


2. Flair braid and lay it in position over the sleeve as shown, Trim away the inner dielectric taking care not to nick the center conductor.

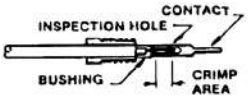


3. Place the bushing and contact in place on the cable and keeping the assembly snugly in place, crimp the contact with appropriate tooling.

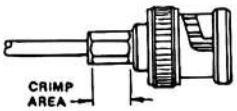


4. Gently but firmly push the contact into the connector housing until a gentle snap is felt, indicating the contact is in place, crimp the connector together with appropriate tooling.

## N-TWIST-ON

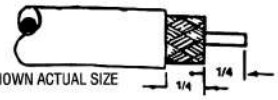


CABLE TRIM SHOWN ACTUAL SIZE

1. Trim cable as shown, taking care not to nick the center conductor or outer braid. Make sure that the outer braid lays flat. Trim any loose braid which can cause shorts.

***USED ON 26-8019***

CONTACT & DIELECTRIC MUST BE FLUSH

2. Twist the contact in a clockwise direction on the inner conductor till the back end of the contact is flush with the inner dielectric.

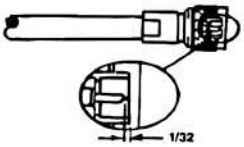


3. Twist the connector onto the cable in a clockwise direction. The connector is properly installed when the end of the contact is positioned within 1/32" of the front edge of the connector.

**To aid in twisting on contact insert paper clip in thru hole.*

## N-SOLDER CLAMP

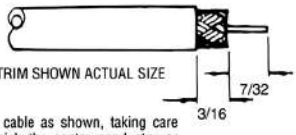


CABLE TRIM SHOWN ACTUAL SIZE

1. Trim cable as shown, taking care not to nick the center conductor or outer braid.

***USED ON 26-8000, 26-8001, 26-8002, 26-8025, 26-8026, 26-8027***

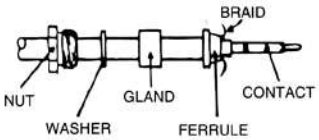


2. Run nut, washer, gland and ferrule over the cable, and flair the braid over the ferrule. Solder or crimp the contact to the center conductor.

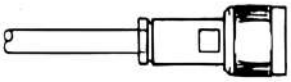

3. Push the center contact home into the body assy., feeling it snap into place, and with all the loose components in place complete the assembly by wrench tightening the nut.

## Innovative Interconnect Solutions Across the Globe

In operation since 1917, Cinch supplies high quality, high performance connectors and cables globally to the Aerospace, Military/Defense, Commercial Transportation, Oil & Gas, High End Computer, and other markets. We provide custom solutions with our creative, hands on engineering and end to end approach.

Our diverse product offerings include: connectors, enclosures and cable assemblies utilizing multiple contact technologies including copper and fiber optics. Our product engineering and development activities employ cutting edge technologies for design and modeling, and our various technologies and expertise enable us to deliver custom solutions and products for our strategic partnerships. We also serve a broad range of commercial markets, largely through our highly efficient distribution network.

We aim to exceed our customer's expectations, and to continually provide innovative solutions to the rapidly changing needs of the markets, and customers, we serve. For more information, visit **cinch.com**


### Cinch Connectivity Solutions North America Office

T +1 507.833.8822
ccsorders@us.cinch.com

### Cinch Connectivity Solutions Ltd European Office

T +44 (0) 1245 342060
CinchConnectivity@eu.cinch.com

### Cinch Connectivity Solutions Asia Pacific Office

T +86 21 5442 7668
ccs.asia.sales@as.cinch.com


cinch
CONNECTIVITY SOLUTIONS
a bel group